



unesco

Institute for Statistics

INVENTORY OF HOUSEHOLD SURVEYS

METHODOLOGICAL NOTE

Contents

Acronyms and abbreviations.....	3
I. Introduction.....	4
II. The inventory.....	4
III. Using the inventory.....	5
IV. Data.....	5
a. Dates.....	5
b. Sources.....	6
c. Types of surveys.....	6
d. Regions.....	7
V. Coverage.....	8
Annex I: About the collection.....	10
Annex II: Guide to navigating the inventory.....	11

Acronyms and abbreviations

DHS	Demographic and Health Survey
ECLAC	Economic Commission for Latin America and the Caribbean
EMIS	Educational Management Information Systems
GEMR	Global Education Monitoring Report
IHSN	International Household Survey Network
ILO	International Labour Organization
LFS	Labour Force Survey
LSMS	Living Standards Measurement Study
MICS	Multiple Indicator Cluster Survey
Multi-p.	Multipurpose Survey
NSO	National Statistics Office
SDG	Sustainable Development Goals
UIS	UNESCO Institute for Statistics
UN	United Nations
UNICEF	United Nations International Children's Emergency Fund
UNECA	United Nations Economic Commission for Africa
UNECE	United Nations Economic Commission for Europe
UNECLAC	United Nations Economic Commission for Latin America and the Caribbean
UNESCAP	United Nations Economic and Social Commission for Asia and the Pacific
UNESCWA	United Nations Economic and Social Commission for West Asia
UNPD	United Nations Population Division
USAID	United States Agency for International Development (USAID)
WB	World Bank

I. Introduction

The production and dissemination of quality education statistics is a core activity within the mandate of the UIS. As the custodian of the SDG 4 agenda, UIS must monitor progress towards the global education targets. As part of this process, and to facilitate the access to available information on education, a compilation of different types of household surveys has been created on the UIS website and made available to the public.

This article details the most relevant methodological aspects associated with the development of the inventory and is structured as follows: Section 2 sets out the objectives of the inventory, Section 3 contains instructions for its use, Section 4 describes the type of data to be displayed and Section 5 provides a summary of the coverage in terms of countries with available data.

II. The inventory

The inventory provides a compendium of links related to different types of household surveys carried out for each country. These surveys can be budget, labour force or multi-purpose national surveys, DHS, LSMS or MICS international surveys and other national or international surveys. The inventory provides a brief overview of the number and names of the surveys per country and per year using a color scale.

In addition to the usual sources of information from the EMIS that countries submit, the UIS produces indicators using information from household surveys. This allows to fill data gaps for SDG indicators and their disaggregations that in some regions cannot be filled by administrative data. But in addition, as they are collected by a variety of organizations and countries, it presents challenges as they differ in terms of coverage, frequency and design. Nevertheless, the HHS are a powerful complement that, due to their cost and availability, should be taken into account in the process of producing educational indicators for the UIS.

The surveys listed in the inventory contain potentially useful information to achieve this goal. Many of these have been processed and incorporated into the UIS database but others are still in process. In this first stage, the purpose was to obtain a detailed list of the main household surveys of each country, and what is published in this inventory is a by-product of the whole process.

III. Using the inventory

To use the inventory, you can take three different paths:

- a) Browse freely through the inventory, without the need to use the regional grouping or date filters. To do this, you will have to scroll vertically until you find the country you are looking for. Once you have found it, you must locate the year and type of survey that you are looking for, move to the desired point and a pop-up window will appear with the name of the survey.
- b) Use the filters to select a region:
 - In the 'Region type' drop-down menu, select the regional grouping you are interested in: UN Economic and Social Commission, SDG regional group or World Bank income classification.
 - In the 'Region' drop-down menu, select the region of interest. All countries belonging to the selected region will be displayed.
 - The presence of a green box indicates the availability of a survey for that country, year and type of survey. The intensity of the color indicates the number of surveys available.
- c) Use the filters to select a country:
 - Scroll down and consult the 'Country' drop-down menu for further information about a specific country.
 - Select groups of surveys with the 'Type of survey' drop-down menu.
 - Data from specific types of surveys for a particular country will appear, along with links to their microdata (if available).

A step-by-step guide to navigate the dashboard with pictures is presented in Annex II.

IV. Data

a. Dates

Surveys for the years 2010 to 2022 have been taken into account. For those countries with a survey conducted between two calendar years, the year of the last calendar year was imputed. And if a survey was carried out more than once a year (e.g. quarterly, semi-annually), it is only counted as one for that year and if there are several sources of metadata, they are all displayed.

b. Sources

The information shown in the inventory refers to official surveys carried out by Ministries of Education, National Statistical Offices and international organizations (UNICEF, World Bank, among others).

The list of surveys and metadata was obtained from:

- Other inventories from partners such as IHSN Survey Catalog, the WB Microdata Library, the ILO Survey Catalogue, among others.
- A detailed research on the Internet on different national and international organizations.

c. Types of surveys

This collection covers household surveys. Administrative data from EMIS, census data or non-household surveys such as learning assessments were excluded from the inventory. In all cases, surveys are expected to contain educational data from the respondents to be considered as a valuable source of data for educational indicators.

For presentation purposes, the different surveys collected were classified into the following groups:

- National (Budget): includes household expenditure and/or budget surveys, as well as consumption surveys. Typically, the main objective of these surveys is to find out what items households spent their income on in a given period of time or what goods or services they have consumed.
- National (LFS): refers to surveys whose main purpose is to know the situation of the active labor force in a given country or region. It focuses on questions related to the active search for employment, employment status, its quality and its characterization.
- National (Multi-p.): these are surveys that serve multiple purposes. Frequently, the same survey provides countries with useful data for calculating indicators on living conditions, poverty and/or the labor market, although other purposes may be included. The information collected may include, for example, data on the composition of households, their income and other socio-demographic data on their members, such as educational and labor data.
- National (Other): includes all surveys carried out by a national agency that do not fall into any of the above categories. For example, surveys on health, youth, access to technology, among others, which also collect educational data on the population.
- International (DHS): includes surveys under the Demographic and Health Surveys Program. This is a USAID funded program that collects population, health and nutrition data for a wide range of developing countries.
- International (LSMS): includes household surveys from the Living Standards Measurement Study (LSMS) program conducted by the World Bank to strengthen

household survey systems and improve the quality of microdata to better inform development policies.

- International (MICS): surveys belonging to the Multiple Indicator Cluster Surveys (MICS) program carried out by UNICEF are considered to obtain internationally comparable data on a variety of topics, but focusing mainly on those issues that directly affect the lives of children and women.
- International (Other): this includes the rest of the surveys that apply the same design in more than one country, at a regional or international level.

d. Regions

To assist users, the regional groupings used in the inventory are organised in the following order:

- UN Economic and Social Commission (EC Region);
- SDG regional group (SDG Region); or
- the World Bank income classification (WB Region)

In particular, the regional groupings consist of the following classification:

Table 1: Regional groupings

Region Definition	Full name
EC Region	United Nations Economic and Social Commission
Africa	United Nations Economic Commission for Africa (UNECA)
Europe	United Nations Economic Commission for Europe (UNECE)
Latin America and the Caribbean	United Nations Economic Commission for Latin America and the Caribbean (UNECLAC)
Asia and the Pacific	United Nations Economic and Social Commission for Asia and the Pacific (UNESCAP)
Western Asia	United Nations Economic and Social Commission for West Asia (UNESCWA)
SDG Region	Sustainable Development Goals
Africa (Sub-Saharan)	
Asia (Central and Southern)	
Asia (Eastern and South-eastern)	
Latin America and the Caribbean	
Northern America and Europe	
Oceania	
Western Asia and Northern Africa	
WB Region	World Bank country income groups
Low income	
Lower middle income	
Upper middle income	
High income	

V. Coverage

In total, 2,212 household surveys were obtained for 224 countries (or territories). From the list of the 240 SDG countries the resulting coverage achieved is 93.3%. Below is the distribution of the countries with available information according to the different regional groupings considered.

Table 2: Coverage of countries by EC Region

EC Region	No. of countries	% of countries
Africa	54	100.0%
Asia and the Pacific	58	100.0%
Europe	55	98.2%
Latin America and the Caribbean	45	97.8%
Western Asia and Northern Africa	18	100.0%
Without classification	10	41.7%

Table 3: Coverage of countries by SDG Region

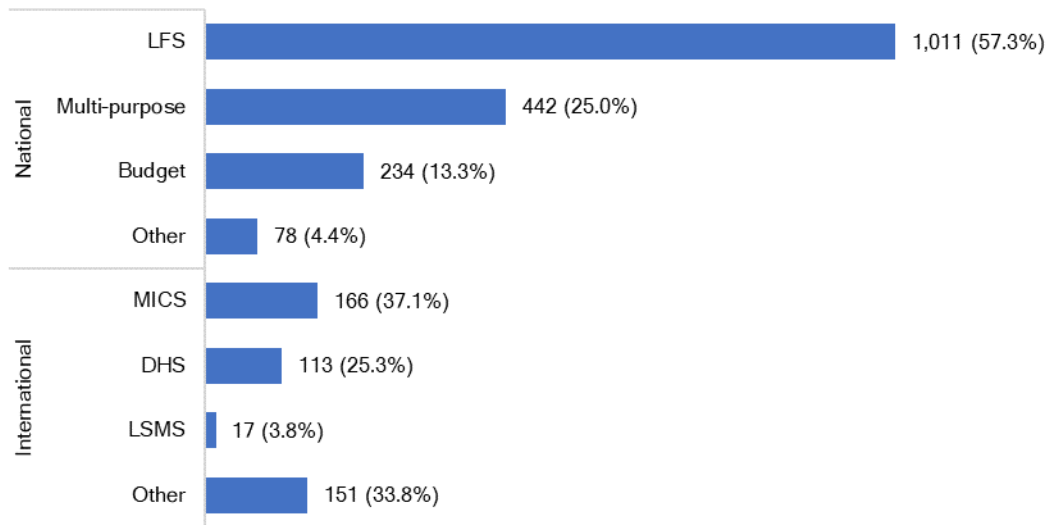
SDG Region	No. of countries	% of countries
Africa (Sub-Saharan)	49	96.1%
Asia (Central and Southern)	14	100.0%
Asia (Eastern and South-eastern)	18	100.0%
Latin America and the Caribbean	45	91.8%
Northern America and Europe	50	87.7%
Oceania	23	92.0%
Western Asia and Northern Africa	25	96.2%

Table 4: Coverage of countries by WB Region

EC Region	No. of countries	% of countries
Low income	29	100.0%
Lower middle income	50	100.0%
Upper middle income	55	100.0%
High income	77	93.9%
Without classification	13	54.2%

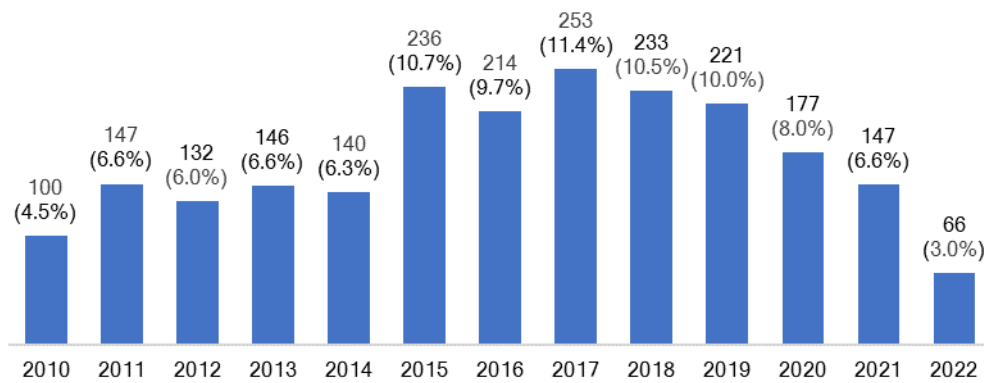
Regarding the type of survey obtained, 1,765 (79.8%) are national and 447 (20.2%), international. In the first group, there are 1,011 national LFS, 442 multi-purpose, 234 budget surveys and 78 (4.4%) classified as other. Between the international surveys, 166 (37.1%) are MICS, 113 (25.3%) DHS, 17 (3.8%) LSMS and other 151 (33.8%) surveys. The HHS are distributed as follows:

Figure 1: Household surveys by type



Finally, regarding the time frame of the data, the HHS are distributed by year as follows:

Figure 2: Household surveys by year



Annex I: About the collection

The collection was conducted between February 2022 and September 2022 and consisted exclusively of online research. No contact was made with the organizations responsible for producing this information.

The inventory is not intended to be an exhaustive compilation of surveys. In case that a survey does not appear in the list for a specific country or year, this could mean that the information is not publicly available, that the country website was down at the time of collection, or that it was unintentionally overlooked.

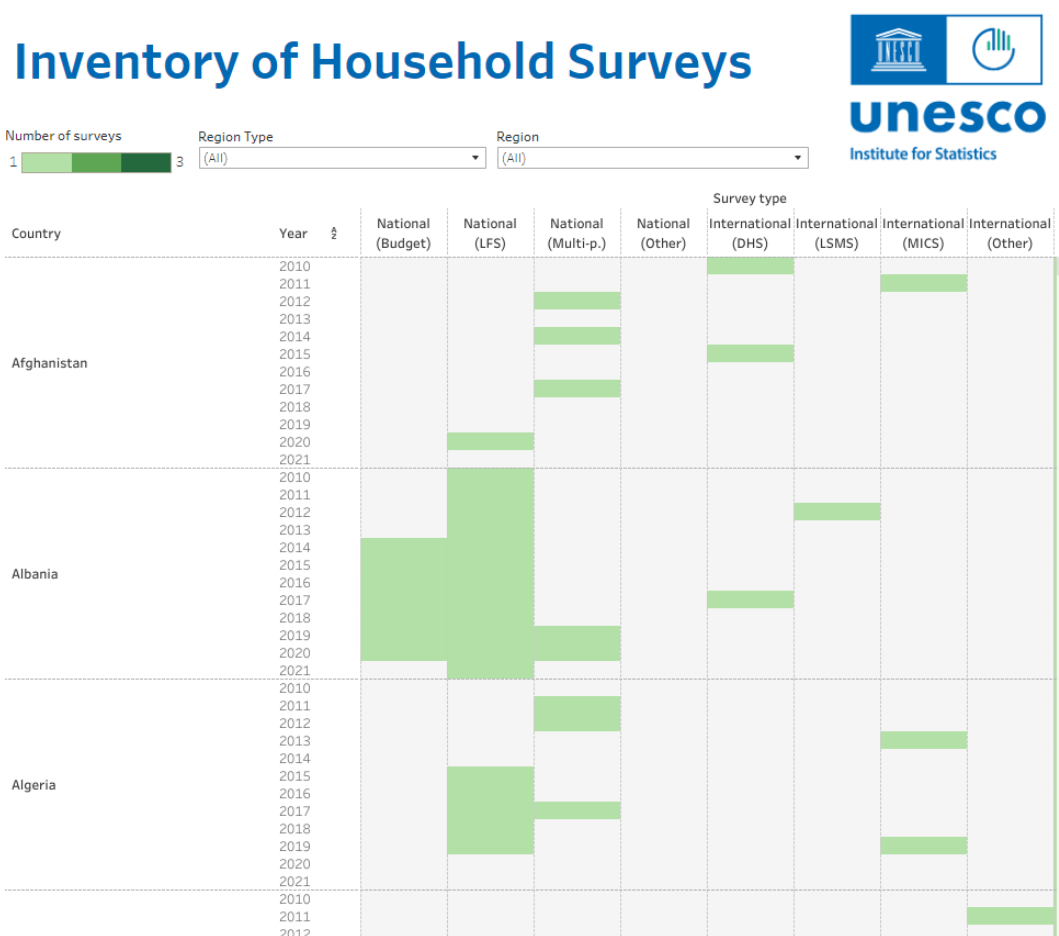
Finally, because the links are hosted on its original websites and do not depend on UIS server, there is a possibility that some of them may be down without prior notice. Request for specific microdata should be directed to those organizations.

Annex II: Guide to navigating the inventory

The dashboard has two filters on the top: one for the regional grouping (EC Region, SDG Region, WB Region) and another for the specific regions of each classification.

Then there is the main part of the table, where for each country and year, the presence of a green box indicates the availability of a survey on each type of survey: National (Budget), National (LFS), National (Multi-p.), National (Other), International (DHS), International (LSMS), International (MICS) and International (Other). The intensity of the color indicates the number of surveys available.

Figure 3: Inventory overview



For further information, please select a country and type of survey

Year	Survey type	Survey name	Link	Microdata availability
2010	National (LFS)	Encuesta Anual de Hogares Urbanos	https://www.indec.gov.ar/indec/web/Institucional-Indec-Base..	Unknown
	National (Multi-p.)	Encuesta Permanente de Hogares (..	https://www.indec.gov.ar/indec/web/Institucional-Indec-Base..	Unknown
2011	National (LFS)	Encuesta Anual de Hogares Urbanos	https://www.indec.gov.ar/indec/web/Institucional-Indec-Base..	Unknown
	National (Multi-p.)	Encuesta Permanente de Hogares (..	https://www.indec.gov.ar/indec/web/Institucional-Indec-Base..	Unknown
2012	International (MICS)	MICS 2011-2012	http://mics.unicef.org/surveys	Available with registration
	National (LFS)	Encuesta Anual de Hogares Urbanos	https://www.indec.gov.ar/indec/web/Institucional-Indec-Base..	Unknown
2013	National (Multi-p.)	Encuesta Permanente de Hogares (..	https://www.indec.gov.ar/indec/web/Institucional-Indec-Base..	Available with registration
	National (LFS)	Encuesta Anual de Hogares Urbanos	https://www.indec.gov.ar/indec/web/Institucional-Indec-Base..	Unknown
	National (Multi-p.)	Encuesta Permanente de Hogares (..	https://www.indec.gov.ar/indec/web/Institucional-Indec-Base..	Unknown

By selecting the Region type and the Region you are interested in, all countries belonging to the that region will be displayed.

Figure 4: Opening the 'Region Type' filter

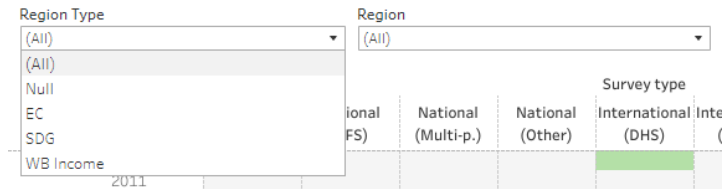
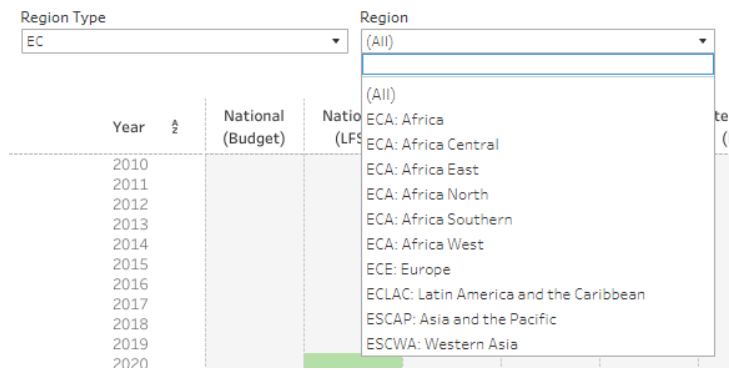



Figure 5: Opening the 'Region' filter



Once you have found the country you were looking for, locate a year and type of survey of interest, and if you move to the desired point a pop-up window will appear with the name of the survey.

Figure 6: Pop-up window



At the bottom of the dashboard there is a section where you can access more information for a country of interest. There are two filters: one for countries and another one for the survey type.

Figure 7: Opening the 'Country' filter

Year	Country	Survey type	Microdata availability
2010	Afghanistan	(All)	Unknown
	Albania	(All)	Unknown
2011	Algeria	(All)	Unknown
	Angola	(All)	Unknown
2012	Argentina	(All)	Unknown
	Armenia	(All)	Available with registration
	Australia	(All)	Unknown
	Austria	(All)	Available with registration
2013	Azerbaijan	(All)	Unknown
	Bangladesh	(All)	Unknown
	Barbados	(All)	Unknown

Figure 8: Opening the 'Survey type' filter

Year	Survey type	Survey name	Link	Microdata availability
2010	National (LFS)	Encuesta Anual de Hogares Urbanos	https://www.indec.gov.ar/indec/web/Institucional-Indec-Base..	Unknown
	National (Multi-p.)	Encuesta Permanente de Hogares (..	https://www.indec.gov.ar/indec/web/Institucional-Indec-Base..	Unknown
2011	National (LFS)	Encuesta Anual de Hogares Urbanos	https://www.indec.gov.ar/indec/web/Institucional-Indec-Base..	Unknown
	National (Multi-p.)	Encuesta Permanente de Hogares (..	https://www.indec.gov.ar/indec/web/Institucional-Indec-Base..	Unknown

After choosing values for each filter, the matching surveys for that search will be displayed. It will appear in the table: year, survey type, survey name, link to the survey webpage and a flag on microdata availability.