



UNESCO
INSTITUTE
FOR
STATISTICS



GLOBAL
ALLIANCE
TO MONITOR
LEARNING



Global Alliance
to Monitor Learning

WG/GAML/4 reading

GLOBAL PROFICIENCY FRAMEWORK FOR READING Grades 1 to 9



United Nations
Educational, Scientific and
Cultural Organization



UNESCO
INSTITUTE
FOR
STATISTICS



GLOBAL
ALLIANCE
TO MONITOR
LEARNING



GLOBAL PROFICIENCY FRAMEWORK FOR READING

Grades 1 to 9

OCTOBER 2020



Foreign, Commonwealth
& Development Office



BILL & MELINDA
GATES *foundation*



THE WORLD BANK
IBRD • IDA | WORLD BANK GROUP

ACKNOWLEDGMENTS

This document, the Global Proficiency Framework (GPF or framework) for Reading, grades one to nine, was developed by the UNESCO Institute of Statistics (UIS); the US Agency for International Development (USAID); the World Bank; the Foreign, Commonwealth and Development Office (FCDO)--formerly the UK Department for International Development (DFID); the Australian Council for Educational Research (ACER); the Bill and Melinda Gates Foundation; and representatives of many other development partner organizations, including several university professors. A complete list of participants who lent their considerable expertise to this initiative can be found in the contributors section of this document.

The GPF for Reading defines important reading-related knowledge and skills learners should develop in primary and lower secondary school. It also describes the minimum proficiency levels learners are expected to demonstrate, with respect to the defined knowledge and skills, at each grade level, from grades one to nine.

This important resource would not have been developed without the immense contributions of all participants and stakeholders. Without their time and dedication, this framework would not exist.

CONTRIBUTORS

CO-LEADS

Rebecca Rhodes, US Agency for International Development
Silvia Montoya, UNESCO Institute for Statistics

OVERALL

Manuel Cardoso, United Nations International Children's Emergency Fund (UNICEF)

Michael Crawford, World Bank

Clio Dintilhac, Gates Foundation

Jennifer Gerst, University Research Corporation

Sean Kelly, Management Systems International

Katarzyna Kubacka, National Foundation for Educational Research

Saima Malik, US Agency for International Development

Rebecca Martinez, US Agency for International Development

Shailendra Sigdel, UNESCO Institute for Statistics

Benjamin Sylla, US Agency for International Development

Hetal Thukral, School-to-School International

Liz Twist, National Foundation for Educational Research

PSYCHOMETRICIANS

Diego Bazaldua, World Bank

Jeff Davis, Management Systems International

Abdullah Ferdous, Management Systems International

Goran Lazendic, Australian Council for Educational Research

READING AND CURRICULUM SPECIALISTS

CO-LEADS

Melissa Chiappetta, Independent consultant, funded by the Bill and Melinda Gates Foundation

Norma Evans, Evans and Associates Educational Consulting

Colin Watson, UK Department of Education, funded by the Foreign, Commonwealth and Development Office

WORKING GROUP MEMBERS

Prue Anderson, Australian Council for Educational Research

Rachel Christine, Education Development Center

Ariel Cuadro, Catholic University of Uruguay, Uruguay

Margaret (Peggy) Dubeck, RTI International

Keiko Koda, Carnegie Mellon University, USA

Nathalie Louge, FHI 360

Mark Lynd, School-to-School International

Juliette Mendelovits, Australian Council for Educational Research

Emily Miksic, FHI 360

Pooja Nakamura, American Institutes for Research

Ana Palombo, Catholic University of Uruguay, Uruguay

Carola Ruiz, Catholic University of Uruguay, Uruguay

Kristina Solum, School-to-School International

Hanada Taha Thomure, Zayed University, Dubai

Sylvia Linan-Thompson, University of Oregon, USA

R. Malatesha Joshi, Texas A&M University, USA

Min Wang, University of Maryland USA

TABLE OF CONTENTS

ACKNOWLEDGMENTS	1
CONTRIBUTORS	2
ACRONYMS	5
OVERVIEW OF THE DEVELOPMENT PROCESS	5
PURPOSE OF THE FRAMEWORK	7
USING THE FRAMEWORK	8
TABLE 1: DEFINITIONS OF THE GLOBAL MINIMUM PROFICIENCY LEVELS	10
TABLE 2: STRUCTURE OF THE GPF	11
TABLE 3: KEY KNOWLEDGE AND SKILLS, BY GRADE LEVEL	13
TABLE 4: ‘MEETS MINIMUM PROFICIENCY’ LEVEL DESCRIPTORS	17
TABLE 5: DESCRIPTORS FOR ALL FOUR PROFICIENCY LEVELS	24
GLOSSARY	64
APPENDICES	68
APPENDIX A: GPF TEXT COMPLEXITY CONTINUUM AND EXAMPLES	68
<i>Document Design</i>	68
<i>A continuum of text complexity</i>	68
<i>Context relevance</i>	70
GRADE 2	71
<i>GRade 2 Example 1 Information (Description): Van</i>	72
<i>Grade 2 Example 2 Information (Description): Maya</i>	72
<i>Grade 2 Example 3 Information: The Pippi</i>	73
GRADE 3	74
<i>Grade 3 Example 1 Story: The Mango</i>	75

Grade 3 Example 2 Story: Taddala's deed	75
Grade 3 Example 3 Story: The fox and the grapes	76
Grade 3 Example 4 Information (Description): Grass	77
Grade 3 Example 5 Information (Description): Aliyah	77
GRADE 4	78
Grade 4 Example 1 Story: The Accident	78
Grade 4 Example 2 Story: Noga the small girl	78
Grade 4 Example 3 Information: The Dwarf Lantern Shark	79
Grade 4 Example 4 Information: Animals in nature	79
GRADE 5	81
Grade 5 Example 1 Information: The Giant Coconut Crab	81
Grade 5 Example 2 Information: Salt	82
Grade 5 Example 3 Story: Chiumbo and the goats	83
Grade 5 Example 4 Procedural: Orange and Cardamom Fruit Salad	84
GRADE 6	85
Grade 6 Example 1 Information: Sevan Trout	86
Grade 6 Example 2 Story: Spooky House	87
Grade 6 Example 3 Information (non-continuous): Seb's Delivery Schedule	88
GRADE 7	89
Grade 7 Example 1 Story: The Hole	89
Grade 7 Example 2 Information: How Shells Climb Mountains	90
Grade 7 Example 3 Persuasive: Dear Uncle and Aunty	91
GRADE 8	93
GRADE 8 Example 1 Information: Brushing your teeth	93
GRADE 8 EXAMPLE 2 INFORMATION (NON-CONTINUOUS TEXT - TABLE): COUNTRY FACT File	94
Grade 8 Example 3 Story: Lazy Rabbit	95
GRADE 9	96
Grade 9 Example 1 Information (non-continuous text – labelled diagrams):	98
Grade 9 Example 2 Story: Miser	99
Grade 9 Example 3 Information (mixed continuous and non-continuous): THE FIRST CAR	99
Grade 9 Example 4 Persuasive: Clever or Hardworking?	101
APPENDIX B – ITEM EXAMPLES	102

ACRONYMS

ACER	Australian Council for Educational Research
DFAT	Australian Department of Foreign Affairs and Trade
DFID	UK Department for International Development
IBE	International Bureau of Education (UNESCO)
GAML	Global Alliance for Monitoring Learning
GCFRR	Global Content Framework of Reference for Reading
GPD	Global Proficiency Descriptor
GPE	Global Partnership for Education
GPF	Global Proficiency Framework
GPL	Global Minimum Proficiency Level
IBE	International Bureau of Education
OECD	Organisation for Economic Co-operation and Development
PISA	Programme for International Student Assessment
PLM	Policy Linking Method to set global benchmarks
PLT	Policy Linking Toolkit to set global benchmarks
SDG	Sustainable Development Goal
UIS	UNESCO Institute for Statistics
UNESCO	United Nation's Education, Scientific, and Cultural Organization
USAID	US Agency for International Development

OVERVIEW OF THE DEVELOPMENT PROCESS

The Global Proficiency Framework for Mathematics (also referred to as the GPF or the framework) defines the *global minimum proficiency levels* that learners are expected to demonstrate at the end of each grade level, from grades one to nine. The GPF was developed by reading educators, curriculum experts, and psychometricians with extensive experience developing and implementing reading programs in a wide range of countries and contexts. Their names and affiliations are listed in the contributors section of this document.

The development process was an extensive one. It began in October 2018 with the development by the UNESCO International Bureau for Education (IBE) of the Global Content Framework of Reference for Reading (GCFRR). The GCFRR synthesizes content and assessment framework information from more than 50 countries from around the globe, providing a picture of the common expectations countries have for learners' performance in reading.

In April and June 2019, reading educators, curriculum specialists, and psychometricians from around the world met in Washington, DC, to outline, based on the GCFRR and other national and regional curriculum and assessment frameworks developed for reading, a research-based progression of the minimum knowledge and skills learners in grade two (or primary two) to grade six (or primary six) should be able to demonstrate with respect to the key domains of reading. The draft framework outlined, for each skill or knowledge item retained, the performance of learners of in four proficiency levels as shown in **Figure 1** below: *Below Partially Meets Global Minimum Proficiency*, *Partially Meets Global Minimum Proficiency*, *Meets Global Minimum Proficiency*, and *Exceeds Global Minimum Proficiency*.

Figure 1. Global Proficiency Levels (GPLs)



The draft framework was field tested in at least nine countries, including Bangladesh, Djibouti, the Gambia, Ghana, India, Madagascar, Malawi, Nigeria, and Senegal during the 2019-2020 academic year. The lessons learned from those field tests informed the organization, beginning in May of 2020, of a second round of consultations with reading educators, curriculum experts, and psychometricians from the global community, many of whom had participated in the first round. During on-line deliberations between May and August 2020, experts revised the initial GPF and added grades one (primary one) and seven, eight and nine. The result is a GPF that covers the entire nine years of basic education.

The GPF is the product of extended discussions and rich, lively debates over an eighteen-month period. This ongoing exchange of expertise has resulted in a comprehensive, evidence-based evaluation framework for reading that represents the consensus of the global community about what learners should know and be able to do when it comes to reading.

The GPF is also the product of extensive collaboration between donor agencies and assessment organizations committed to developing and implementing common methods for measuring and reporting on progress on Sustainable Development Goal 4 (SDGs), including the UNESCO Institute for Statistics (UIS), the US Agency for International Development (USAID), Foreign, Commonwealth and Development Office (formerly the UK Department for International Development - DFID), the World Bank, the Global Partnership for Education (GPE), the Australian Department of Foreign Affairs and Trade (DFAT), the Australian Council for Educational Research (ACER), and the Bill and Melinda Gates Foundation. These organizations provided critical technical and financial support for the development and field testing of the GPF. UIS, as “the official source of cross-nationally comparable data on education” for the SDGs (Education 2030 Framework for Action, 2015), is the lead organization for this collaborative effort, including through its role in organizing the Global Alliance to Monitor Learning (GAML) and the Technical Cooperation Group (TCG).

PURPOSE OF THE FRAMEWORK

The overarching purpose of the GPF is to provide countries and regional/international assessment organizations with a common reference or scale, in the form of a common definition of the minimum knowledge and skills learners must demonstrate at key points along their learning trajectory, for reporting progress on indicator 4.1.1 of the SDGs. This indicator commits signatories to tracking the:

Proportion of children and young people: (a) in grades 2/3 (b) at the end of primary, and (c) at the end of lower secondary achieving at least a minimum proficiency level in (i) reading and (ii) mathematics, by sex.

The GPF allows the results of different national, regional, or international assessments to be interpreted against a common reference or scale. When countries or jurisdictions link their assessments to the GPF through a process called policy linking, which is outlined in the Policy Linking Toolkit,¹ they are able to set benchmarks for their assessments that allow them to determine the percentage of learners that have partially met, met, or exceeded *Global Minimum Proficiency* for reporting against SDG 4.1.1. This linking of existing - and future – reading assessments via a common scale (the GPF) allows for the comparison of results from different assessments, within and across countries; aggregation of country and global reading outcomes; and tracking of outcomes over time.

Although the framework’s main purpose is to provide a common reference or scale for global reporting and interpretation of the results of national, regional, and international assessments of reading, the framework has proven to be a valuable tool for countries and organizations interested in developing new assessments to measure progress against common, global standards, or in critically examining the extent to which existing curricula are developing skills identified by the international community as critical to supporting learning over time. The GPF also offers countries a lens for examining alignment between their standards, curricula, assessments, teacher training programs, instructional materials, and

¹ The Policy Linking Toolkit walks countries and assessment organizations through a step-by-step process for establishing internationally aligned benchmarks or standards for their own assessments. The process uses an internationally recognized methodology called the Modified Angoff.

classroom practices and the minimal learner expectations in the GPF. The use of the GPF for these additional purposes has resulted in deep reflections on the quality of teaching and learning and on the nature of robust assessments.

Finally, many of the partner organizations supporting this initiative, including the US Agency for International Development (USAID), have adjusted their evaluation indicators to align with those of the Sustainable Development Goals, and in particular SDG 4.1.1. The GPF provides these organizations with a valuable tool for monitoring progress over time.

USING THE FRAMEWORK

The GPF contains five tables:

- **Table 1** outlines the four Global Proficiency Levels (GPLs) and provides brief, general definitions of each of the four levels, as defined by the team of experts (see **Figure 1** above for a depiction of the levels). The four levels apply to all targeted grade levels and to both reading and mathematics (the latter of which is detailed under the Global Proficiency Framework for Mathematics). The *Meets Global Minimum Proficiency* level describes the knowledge and skills learners who have met minimum expectations for SDG Indicator 4.1.1, and for USAID reporting requirements. Although SDG reporting only requires countries to report on the percentage of learners who have met or exceeded this minimum level, the GPF describes the performance of learners at three other levels: *Exceeds Global Minimum Proficiency*, *Partially Meets Global Minimum Proficiency*, and *Below Partially Meets Global Minimum Proficiency*. The GPF team established these additional proficiency levels to help countries and assessment organizations build a more nuanced picture of country progress toward all learners meeting, or exceeding, global minimum proficiency. The framework does not, however, include performance descriptors for the *Below Partially Meets Global Minimum Proficiency* level. Rather, the performance of learners at this level is below benchmarks set for learners in the *Partially Meets Global Minimum Proficiency* level.
- **Table 2** provides an overview of the Reading GPF. It outlines the different domains retained and the specific constructs and subconstructs addressed in each domain as well as the grade levels at which they are addressed. The red shading in this table is by domain.
- **Table 3** provides a second, more detailed overview of the GPF. It lists, for each domain, construct, subconstruct, the key knowledge and/or skills² addressed, by grade level. This table allows curriculum and evaluation specialists to quickly identify the items on a given assessment that evaluate the knowledge and skills addressed in the GPF. The resulting analysis provides an indication of the degree of alignment between an assessment and the knowledge and skills in the GPF. This process of alignment is the first task, Task 1, in the policy linking process, described in detail in the Policy Linking Toolkit. The red shading in this table is by subconstruct.

² Knowledge or skills are sometimes referred to as content standards in countries. However, the authors have deliberately not used this term, as it is expected that countries will have their own national content standards, which may not align directly with this framework. Nonetheless, countries that do not have national content standards or that may wish to revise their standards to better align with global expectations and developmental progressions might use the knowledge or skills presented in this table to guide their discussions and planning. It is also critical to note that well-functioning education systems have content and performance standards that align with one another as well as their curricula, teacher training, materials, classroom instruction, and assessments.

- **Table 4** summarizes, for each knowledge and skill retained, at each grade level, a description of what in the *Meets Global Minimum Proficiency* level can do (this is called a performance descriptor). It provides an overview of the progression of knowledge and skills as learners move up the grade levels. The table is particularly useful for governments or assessment organizations interested in establishing a single benchmark for an assessment, namely the minimum score required to meet global minimum proficiency requirements. The red shading in this table is by related sets of GPDs.
- **Table 5** contains the full GPF, with the Global Proficiency Descriptors (GPDs), also called performance standards, for all four proficiency levels, by grade level for every knowledge and skill retained. This table is particularly useful for governments or assessment organizations interested in establishing multiple benchmarks, corresponding to the lowest performance in each performance category, to provide a more nuanced picture of the percentage of learners in each category. Table 5 also includes, for some grade levels, illustrative examples of the types of texts learners at each grade level should be able to read, and the types of questions they should be able to answer. The examples are included to clarify the descriptions of the type of reading questions or activities learners should be able to complete.

Glossary - A glossary of key terms follows the tables.

Description of text complexity - Finally, the appendices to the GPF includes specifications as to the nature (e.g., length, level of difficulty, and content) of the texts learners at each grade level are expected to read, as well as the types of reading activities they are expected to complete. These are important, as many of the performance descriptors include reference to grade-level texts. Yet, countries define grade-level texts in vastly different ways. Thus, in an effort to create comparability of outcomes across countries, the framework authors have provided a base description of the types of texts that qualify as “grade-level” texts for each grade, taking into account the varying levels of complexity with regards to language of assessment. These descriptions are general enough to allow small variations based on differences in the complexity of the language of instruction. Some of the texts cited were developed for use in assessments led by the Australian Council for Educational Research (ACER). Others were developed for recent iterations of the Organisation for Economic Co-operation and Development (OECD)-led Programme for International Student Assessment (PISA)³. The authors acknowledge the contribution of both ACER and PISA to the finalisation of the GPF. Additional PISA-released items for reading can be found on the OECD website.

Document Key – The tables in the document contain the following color codes:

- Black text designates the main content of a domain, construct, subconstruct, knowledge or skill, or GPD.
- Blue, italicized text indicates an example provided to help clarify the GPD.

³ See OECD (2010), *PISA 2009 Results: What learners Know and Can Do: Student Performance in Reading, Mathematics and Science (Volume I)*, PISA, OECD Publishing, Paris, <https://doi.org/10.1787/9789264091450-en>.

TABLE I: DEFINITIONS OF THE GLOBAL MINIMUM PROFICIENCY LEVELS

Global Minimum Proficiency Level	Definition
Below Partially Meets Global Minimum Proficiency	Learners lack the most basic knowledge and skills. As a result, they generally cannot complete the most basic grade-level tasks.
Partially Meets Global Minimum Proficiency	Learners have limited knowledge and skills. As a result, they can partially complete basic grade-level tasks.
Meets Global Minimum Proficiency	Learners have developed sufficient knowledge and skills. As a result, they can successfully complete the most basic grade-level tasks.
Exceeds Global Minimum Proficiency	Learners have developed superior knowledge and skills. As a result, they can complete complex grade-level tasks.

TABLE 2: STRUCTURE OF THE GPF

An 'x' means there are global proficiency descriptors (GPDs) for the grade in question. If there is no 'x', that means there are no GPDs for that grade level. Learners have either developed the knowledge and skills for these subconstructs at earlier grade levels or they are not yet ready to demonstrate this knowledge or skill.

Domain		Construct		Subconstruct		Grade									
						1	2	3	4	5	6	7	8	9	
C	Comprehension of spoken or signed language	C1	Retrieve information at word level	C1.1	Comprehend spoken and signed language at the word or phrase level	x	x								
				C1.1	Recognize the meaning of <u>common grade-level words</u> in a short, <u>grade-level continuous text</u> read to or signed for the learner	x	x								
		C2	Retrieve information at sentence or text level	C2.1	Retrieve <u>explicit information</u> in a short <u>grade-level</u> continuous text read to or signed for the learner	x	x	x							
				C3.1	Interpret information in a short <u>grade-level</u> continuous text read to or signed for the learner		x	x							
D	Decoding	D1	Precision	D1.1	Identify symbol-sound/fingerspelling and/or symbol-morpheme correspondences	x	x	x	x	x	x	x	x	x	
				D1.2	Decode isolated words	x	x	x	x	x	x	x	x	x	
		D2	Fluency	D2.1	Speak aloud or sign a <u>grade-level</u> continuous text at pace and with accuracy		x	x	x	x	x	x	x	x	
R	Reading comprehension	R1	Retrieve information	R1.1	Recognize the meaning of <u>common grade-level words</u>	x	x	x	x	x	x	x	x	x	
				R1.2	Retrieve <u>explicit information</u> in a <u>grade-level</u> continuous text by <u>direct- or close-word matching</u>		x	x	x	x	x	x	x	x	
				R1.3	Retrieve <u>explicit information</u> in a <u>grade-level</u> continuous text by <u>synonymous matching</u>			x	x	x	x	x	x	x	
		R2	Interpret information	R2.1	Identify the meaning of <u>unknown words</u> and <u>expressions</u> in a <u>grade-level</u> continuous text			x	x	x	x	x	x	x	x
				R2.2	Make <u>simple inferences</u> in a <u>grade-level</u> continuous text			x	x	x	x	x	x	x	x
				R2.3	Identify the main and secondary ideas in a <u>grade-level</u> continuous text			x	x	x	x	x	x	x	x
		R3	Reflect on information	R3.1	Identify the <u>purpose</u> and audience of a text				x	x	x	x	x	x	

Domain		Construct		Subconstruct		Grade								
						1	2	3	4	5	6	7	8	9
				R3.2	Give an overall evaluation of a text, and justify that evaluation				x	x	x	x	x	x
				R3.3	Evaluate the status of claims made in a text						x	x	x	x
				R3.4	Evaluate the effectiveness of a text								x	x

TABLE 3: KEY KNOWLEDGE AND SKILLS, BY GRADE LEVEL

	Domain	Construct		Subconstruct		Knowledge or Skill	Grade										
							1	2	3	4	5	6	7	8	9		
C	Comprehension of spoken or signed language	C1	Retrieve information at word level	C1.1	Comprehend spoken and signed language at the word or phrase level	Understand the meaning of <u>grade-level</u> spoken or signed words	x	x									
					Follow spoken or signed instructions	x	x										
				C1.2	Recognize the meaning of <u>common grade-level words</u> in a short, <u>grade-level</u> continuous text read to or signed for the learner	Identify the meaning of <u>common</u> words in grade-level continuous texts read to or signed for the learner	x	x									
		C2	Retrieve information at sentence or text level	C2.1	Retrieve <u>explicit information</u> in a short <u>grade-level</u> <u>continuous text</u> read to or signed for the learner	Retrieve <u>explicit information</u> from <u>grade-level</u> continuous texts read to or signed for the learner	x	x	x								
		C3	Interpret information at sentence or text level	C3.1	Interpret information in a short <u>grade-level</u> continuous text read to or signed for the learner	Make <u>simple inferences</u> based on <u>explicit information</u> in <u>grade-level</u> continuous texts read to or signed for the learner		x	x								
						Infer the meaning of words in <u>grade-level</u> continuous texts read to or signed for the learner			x								
						Associate noun and pronoun references in <u>grade-level</u> continuous texts read to or signed for the learner			x								
						Demonstrate a broad understanding of <u>grade-level</u> continuous texts read to or signed for the learner			x								
D	Decoding	D1	Precision	D1.1	Identify symbol-sound/fingerspelling and/or <u>symbol-morpheme</u> correspondences	Sound out or sign <u>grade-level</u> symbols, if the curriculum introduces new symbols at this <u>grade-level</u>	x	x	x	x	x	x	x	x	x	x	
				D1.2	Decode isolated words	Say or sign <u>common</u> , isolated <u>grade-level</u> words	x	x	x	x	x	x	x	x	x	x	

	Domain	Construct		Subconstruct		Knowledge or Skill	Grade									
							1	2	3	4	5	6	7	8	9	
		D2	Fluency	D2.1	Say or sign a <u>grade-level continuous text</u> aloud at pace and with accuracy	Say or sign accurately a <u>grade-level continuous text</u>		x								
						Say or sign fluently a <u>grade-level continuous text</u>			x	x	x	x	x	x	x	x
R	Reading comprehension	R1	Retrieve information	R1.1	Recognize the meaning of <u>common grade-level words</u>	Recognize the meaning of <u>common grade-level words</u>	x	x	x	x	x	x	x	x	x	x
				R1.2	Retrieve <u>explicit information</u> in a <u>grade-level continuous text</u> by <u>direct- or close-word matching</u>	Retrieve a single piece of <u>explicit information</u> from a <u>grade-level continuous text</u> by <u>direct- or close-word matching</u>	x	x	x	x	x	x	x	x	x	x
						Retrieve a single piece of <u>explicit information</u> from a <u>grade-level non-continuous text</u> (tables, diagrams, graphs) by <u>direct- or close-word matching</u>					x	x	x	x	x	
				R1.3	Retrieve <u>explicit information</u> in a <u>grade-level continuous text</u> by <u>synonymous matching</u>	Retrieve a single piece of <u>explicit information</u> from a <u>grade-level continuous text</u> by <u>synonymous-word matching</u>			x	x	x	x	x	x	x	x
						Retrieve a single piece of <u>explicit information</u> from a <u>grade-level non-continuous text</u> (e.g., <i>simple diagrams and tables</i>) by <u>synonymous-word matching</u>					x	x	x	x	x	
				R2	Interpret information	R2.1	Identify the meaning of <u>unknown words</u> and <u>expressions</u> in a <u>grade-level continuous text</u>	Identify the meaning of <u>unknown words</u> (including <u>familiar words used in unfamiliar ways</u>) and <u>idiomatic and figurative expressions</u> in a <u>grade-level continuous text</u>			x	x	x	x	x	x
		R2.2	Make <u>simple inferences</u> in a <u>grade-level continuous text</u> read by the learner			Identify the meaning of <u>unknown words</u> and <u>expressions</u> in a <u>grade-level continuous text</u>										
						Make <u>simple inferences</u> in a <u>grade-level continuous text</u> by relating pieces of explicit and/or <u>implicit information</u> in the text				x	x	x	x	x	x	
						Make <u>inferences</u> in a <u>grade-level non-continuous text</u> (e.g., tables, diagrams, graphs) by relating pieces of explicit and/or <u>implicit information</u>					x	x	x	x	x	

	Domain	Construct	Subconstruct	Knowledge or Skill	Grade									
					1	2	3	4	5	6	7	8	9	
				Identify the sequence of events/actions/steps in a <u>grade-level</u> continuous text				x	x	x	x	x	x	
				Identify, compare, or contrast points of view in a <u>grade-level</u> continuous text					x	x	x	x	x	
				Identify, compare, or contrast evidence in a <u>grade-level</u> continuous text to support or explain an idea, action, or statement				x	x	x	x	x	x	
				Draw a basic <u>conclusion</u> from a <u>grade-level</u> continuous text by synthesizing information in the text (grades 6 to 9)						x	x	x	x	
				Apply information from a <u>grade-level</u> continuous text to a new example or situation									x	
			R2.3 Identify the main and secondary ideas in a <u>grade-level</u> continuous text read by the learner	Identify the <u>main idea</u> in a <u>grade-level</u> text when it is not explicitly stated			x	x	x	x				
				Distinguish between a prominent <u>main idea</u> and secondary ideas in a <u>grade-level</u> continuous text							x	x	x	x
		R3 Reflect on information	R3.1 Identify the <u>purpose</u> and audience of a text	Identify the <u>purpose</u> of a <u>grade-level</u> text when it is not explicitly stated, or of features of the text (e.g. vocabulary or images, graphics or other paratextual features)				x	x	x	x	x	x	
				Identify evidence in the text to support the <u>purpose</u> of a <u>grade-level</u> continuous text or of features of the text						x	x	x	x	x
				Identify the audience of a <u>grade-level</u> continuous text and the evidence in the text that supports that assertion							x	x	x	x
			R3.2 Evaluate a text with justification	Give an <u>opinion</u> about a <u>grade-level</u> continuous text and use evidence from the text to justify that opinion				x	x	x	x	x	x	x

	Domain	Construct	Subconstruct	Knowledge or Skill	Grade									
					1	2	3	4	5	6	7	8	9	
				Evaluate the <u>conclusion</u> presented in a <u>grade-level</u> informational text										x
			R3.3 Evaluate the status of claims made in a text	Distinguish between factual information and <u>opinion</u> in a <u>grade-level</u> continuous text							x	x	x	x
				Assess the credibility of a <u>grade-level</u> continuous text in digital format or on social media										
			R3.4 Evaluate the effectiveness of a text	Evaluate the effectiveness of the features of a <u>grade-level</u> continuous text (e.g., images/graphics, paratextual features, and vocabulary)									x	x

TABLE 4: 'MEETS MINIMUM PROFICIENCY' LEVEL DESCRIPTORS

Domain	Construct	Subconstruct	Meets Global Minimum Proficiency	Grade														
				1	2	3	4	5	6	7	8	9						
A	Comprehension of spoken or signed language	C1	Retrieve information at word level	C1.1	Comprehend spoken or signed language at the word or phrase level	When listening to a <u>common grade 1-level word</u> , match the word to an object or a picture (e.g., <i>is able to point to the picture of climbing when presented with four pictures</i>).	x											
						When listening to a <u>common grade 2-level word</u> , match the word to an object or a picture (e.g., <i>is able to point to the picture of the striped shirt when presented with four pictures</i>).		x										
						Follow one-step spoken or signed instructions with <u>common grade 1-level words</u> with some detail (e.g., <i>pick up the red hat</i>).	x											
						Follow two-step spoken or signed instructions with <u>common grade 2-level words</u> or detailed one-step instructions (e.g., <i>pick up the pencil, and give it to me; point to the picture of the girl with long hair who is running</i>).		x										
		C1.2	Recognize the meaning of <u>common grade-level words</u> in a short, grade-level continuous text read to <u>or signed for</u> the learner	When listening to a short (approximately 2- or 3-sentence), simple <u>grade 1-level continuous text</u> , identify the meaning of <u>common</u> words.	x													
				When listening to a short <u>grade 2-level continuous text</u> , identify the meaning of <u>common</u> words.		x												
C2	Retrieve information at sentence or text level	C2.1	Retrieve explicit information in a short <u>grade-level continuous text</u> read to <u>or signed for</u> the learner	When listening to a simple 2- or 3-sentence <u>grade 1-level continuous text</u> , retrieve <u>explicit information</u> by simple <u>synonymous-word matching</u> when there is no <u>competing information</u> . This will generally be in response to a 'who', 'what', 'when,' or 'where' question (e.g., <i>the text is, 'This boy's name is Chen (point to a picture of the boy). Chen went to the shop. He bought some apples but the shop had no oranges left,' and the question is, 'Where did the boy go?'</i>).	x													
				When listening to a short <u>grade 2-level continuous text</u> , retrieve <u>explicit information</u> by <u>direct- or close-word matching</u> or by simple <u>synonymous-word matching</u> when there is limited <u>competing information</u> . This will generally be in response to a 'who', 'what', 'when,' or 'where' question (e.g., <i>in a story about a child playing with some toys, asking the learner where an event happened when two locations are mentioned in the text; in a descriptive text about elephants, asking the learner what color a feature is when only two colors are mentioned in the text</i>).		x												
				When listening to a short <u>grade 3-level continuous text</u> , retrieve <u>explicit information</u> by <u>direct- or close-word matching</u> or simple <u>synonymous-word matching</u> when there is limited <u>competing information</u> . This will generally be in response to a 'who', 'what', 'when', or 'where' question			x											

Domain	Construct	Subconstruct	Meets Global Minimum Proficiency	Grade																			
				1	2	3	4	5	6	7	8	9											
	C3	Interpret information at sentence or text level	C3.1	Interpret information in a short <u>grade-level continuous text</u> read to or signed for the learner	When listening to a short <u>grade 2-level continuous text</u> , make <u>simple inferences</u> by connecting pieces of <u>prominent, explicit information</u> when there are multiple clues and limited <u>competing information</u> . his will generally be in response to a 'why' or 'how' question.		x																
					When listening to a short <u>grade 3-level continuous text</u> , make <u>simple inferences</u> by connecting pieces of <u>explicit information</u> located in different parts of the text and when there is limited <u>competing information</u> and the answer is not explicitly stated. This will generally be in response to a 'why' or 'how' question.			x															
					When listening to a short <u>grade 3-level continuous text</u> , infer the meaning of <u>unknown words</u> when there are <u>prominent</u> clues (e.g., use <i>language-specific morphological clues or contextual clues to identify the meaning of unknown words</i>).			x															
					When listening to a short <u>grade 3-level continuous text</u> , associate a noun with a pronoun reference when there is <u>competing information</u> (e.g., <i>identify who bought the rice and onions in a story that reads, 'Afua and her brother Bora went to the market. She bought a bag of rice and onions. It was heavy, and her brother struggled to carry it home.'</i>).			x															
					When listening to a short <u>grade 3-level continuous text</u> , demonstrate a broad understanding of the text by connecting <u>implicit and explicit information</u> (e.g., <i>identifying main ideas, events, or characters</i>).			x															
D	Decoding	D1	Precision	D1.1	Identify symbol-sound/fingerspelling and/or symbol-morpheme correspondences	Say or sign accurately <u>common grade 1-level symbol-sound/fingerspelling and/or symbol-morpheme correspondences</u> (language- and country-specific).	x																
						If the curriculum introduces new symbols at the grade level, say or sign accurately <u>common grade level symbol-sound/fingerspelling and/or symbol-morpheme correspondences</u> (language- and country-specific).		x	x	x	x	x	x	x	x	x							
		D2	Fluency	D2.1	Say or sign a <u>grade-level continuous text</u> at pace and with accuracy	Say or sign accurately <u>common, isolated grade-level words</u> (language- and country-specific).	x	x	x	x	x	x	x	x	x	x	x	x					
						Say or sign accurately a <u>grade 2-level continuous text</u> with few errors (e.g., <i>no more than 10 percent of the words in the text</i>).		x															
R	Reading comprehension	R1	Retrieve information	R1.1	Recognize the meaning of <u>common grade-level words</u>	Recognize the meaning of <u>common grade-level words</u> (e.g., <i>match a given word to an illustration or synonym or provide a brief spoken/signed definition</i>).	x	x	x														
						Recognize the meaning of <u>common grade-level words</u> (e.g., <i>match a given word to an illustration or synonym or brief definition</i>).			x	x	x	x	x	x	x								
				R1.2	Retrieve <u>explicit information</u> in a <u>grade-level continuous text</u> by	Retrieve a single piece of <u>explicit information</u> from a <u>grade 2-level continuous text</u> by direct- or <u>close-word matching</u> -when the information required is adjacent to the matched word and there is no <u>competing information</u> . This will generally be in response to a 'who',		x															

Domain	Construct	Subconstruct	Meets Global Minimum Proficiency	Grade										
				1	2	3	4	5	6	7	8	9		
		direct--word matching	'what', 'when,' or 'where' question (e.g., using grade 2 example text 1, the question is, 'What does Van draw?').											
			Retrieve a single piece of <u>explicit information</u> from a <u>grade 3-level continuous text</u> by <u>direct-</u> or <u>close-word matching</u> when the information required is adjacent to the matched word and there is limited competing information. This will generally be in response to a 'who', 'what', 'when,' or 'where' question (e.g., using grade 3 example text 1, the question is, 'What was the day like?' There is competing information in the text about what the day was like: 'It was a hot day but cool under the tree.').			x								
			Retrieve a single piece of <u>prominent, explicit information</u> from a <u>grade 4-level continuous text</u> by <u>direct-</u> or <u>close-word matching</u> when the information required is adjacent to the matched word and there is no <u>competing information</u> (e.g., using grade 4 example text 1, the questions are, 'What was Than walking down?' or 'Where was Than when he slipped?' . <u>The information required to answer these question is prominent as it appears in the first sentence</u>).				x							
			Retrieve a single piece of <u>explicit information</u> from a <u>grade 5-level continuous text</u> by <u>direct-</u> or <u>close-word matching</u> when the information required is nearby but not adjacent to the matched word and there is limited <u>competing information</u>					x						
			Retrieve a single piece of <u>explicit information</u> from a <u>grade-level continuous text</u> by <u>direct-</u> or <u>close-word matching</u> when the information required is nearby but not adjacent to the matched word and there is <u>competing information</u>						x	x	x	x		
			Retrieve a single piece of <u>explicit information</u> from a <u>grade 5-level non-continuous text</u> (e.g., simple diagrams and tables) by <u>direct-</u> or <u>close-word matching</u> when the information required is not <u>prominent</u> and there is limited <u>competing information</u>					x						
			Retrieve a single piece of <u>explicit information</u> from a <u>grade 6-level non-continuous text</u> (e.g., simple diagrams, tables, and graphs) by <u>direct-</u> or <u>close-word matching</u> when the information required is not <u>prominent</u> and there is <u>competing information</u>						x					
			Retrieve a single piece of <u>explicit information</u> from a <u>grade 7-level non-continuous text</u> (e.g., diagrams, tables, and graphs) by <u>direct-</u> or <u>close-word matching</u> when the information required is not <u>prominent</u> and there is <u>competing information</u> .								x			
			Retrieve a single piece of <u>explicit information</u> from a <u>grade-level non-continuous text</u> (e.g., detailed diagrams, tables, and graphs) by <u>direct-</u> or <u>close-word matching</u> when the information required is not <u>prominent</u> and there is <u>competing information</u>									x	x	
			Retrieve a single piece of <u>explicit information</u> that meets two criteria from a <u>grade-level non-continuous text</u> (e.g., detailed diagrams, tables,									x	x	

Domain	Construct	Subconstruct	Meets Global Minimum Proficiency	Grade										
				1	2	3	4	5	6	7	8	9		
			and graphs) by direct- or <u>close-word matching</u> when there is <u>competing information</u>											
		R1.3 Retrieve <u>explicit information</u> in a <u>grade-level continuous text</u> by <u>synonymous matching</u>	Retrieve a single piece of <u>prominent, explicit information</u> from a <u>grade 3-level continuous text</u> by <u>synonymous-word matching</u> when there is no <u>competing information</u> . This will generally be in response to a 'who', 'what', 'when,' or 'where' question (e.g., using <i>grade 3 example text 1</i> , the questions are, 'Where was Abdul going?' or 'What did Abdul eat?').			x								
			Retrieve a single piece of <u>explicit information</u> from a <u>grade 4-level continuous text</u> by <u>synonymous-word matching</u> when the information required is not <u>prominent</u> and there is limited <u>competing information</u> . (e.g., using <i>grade 4 example text 1</i> , the question is, 'Who came quickly to help Than?' - the limited <u>competing information</u> is Dad).				x							
			Retrieve a single piece of <u>explicit information</u> from a <u>grade-level continuous text</u> by <u>synonymous-word matching</u> when the information required is not <u>prominent</u> and there is limited <u>competing information</u>					x	x	x	x	x		
			Retrieve a single piece of <u>explicit information</u> from a <u>grade 5-level non-continuous text</u> (e.g., simple diagrams and tables) by <u>synonymous-word matching</u> when the information required is not <u>prominent</u> and there is limited <u>competing information</u>					x						
			Retrieve a single piece of <u>explicit information</u> from a <u>grade 6-level non-continuous text</u> (e.g., simple diagrams, tables, and graphs) by <u>synonymous-word matching</u> when the information required is not <u>prominent</u> and there is <u>competing information</u>						x					
			Retrieve a single piece of <u>explicit information</u> from a <u>grade 7-level non-continuous text</u> (e.g., diagrams, tables, and graphs) by <u>synonymous-word matching</u> when the information required is not <u>prominent</u> and there is <u>competing information</u>								x			
			Retrieve a single piece of <u>explicit information</u> from a <u>grade-level non-continuous text</u> (e.g., detailed diagrams, tables, and graphs) by <u>synonymous-word matching</u> when the information required is not <u>prominent</u> and there is <u>competing information</u>										x	x
			Retrieve a single piece of <u>explicit information</u> that meets two criteria from a grade 9-level <u>non-continuous text</u> (e.g., detailed diagrams, tables, and graphs) by <u>synonymous-word matching</u> when there is <u>competing information</u>											x
	R2 Interpret information	R2.1 Identify the meaning of <u>unknown words</u> and expressions in a <u>grade-level continuous text</u>	Identify the meaning of <u>unknown words</u> (including <u>familiar words used in unfamiliar ways</u>) in a <u>grade-level continuous text</u> when there are multiple clues (e.g., use <i>language-specific morphological clues or contextual clues to identify the meaning of unknown words</i>).			x	x	x	x	x	x	x	x	
			Identify the meaning of <u>idiomatic</u> or <u>figurative expressions</u> in a <u>grade-level continuous text</u> when there are multiple clues (e.g., use <i>language-specific semantic clues or contextual clues</i>).						x	x	x	x	x	x

Domain	Construct	Subconstruct	Meets Global Minimum Proficiency	Grade										
				1	2	3	4	5	6	7	8	9		
		R2.2 Make simple inferences in a grade-level continuous text read by the learner	Make <u>simple inferences</u> in a <u>grade 3-level continuous text</u> by relating two pieces of <u>explicit information</u> in <u>consecutive sentences</u> when there is limited <u>competing information</u> . This will generally be in response to a 'why' or 'how' question (e.g., using grade 3 example text 1, the questions are, 'Where did Abdul fall asleep?' or 'Where was it nice and cool?' since the competing information comes from the fact that two locations are mentioned - home and under the tree).				x							
			Make <u>simple inferences</u> in a <u>grade 4-level continuous text</u> by relating two pieces of <u>explicit information</u> in a paragraph, but not in consecutive sentences, when there is limited <u>competing information</u> (e.g., using grade 4 example text 1, the question is, 'Why did Mum want the ambulance to come?' since the link is over several sentences, but there is limited competing information).					x						
			Make <u>inferences</u> in a <u>grade 5-level continuous text</u> by relating two or more pieces of <u>explicit information</u> (i.e., causal relationship or comparisons) in a paragraph but not <u>in</u> consecutive sentences, when there is limited <u>competing information</u> .						x					
			Make <u>inferences</u> in a <u>grade-level continuous text</u> by relating two or more pieces of <u>explicit</u> and/or <u>implicit information</u> (i.e., causal relationship or comparisons) from a paragraph but not in consecutive sentences, when there is limited <u>competing information</u> .							x	x	x	x	
			Make <u>inferences</u> in a grade-level <u>non-continuous text</u> (i.e., detailed diagrams, tables, and graphs) by relating two or more pieces of <u>explicit</u> and/or <u>implicit information</u> (e.g., causal relationship or comparisons) from two parts of the text when there is limited <u>competing information</u> .						x	x	x	x	x	
			Identify the sequence of up to four <u>prominent</u> events/actions/steps in a <u>grade 4-level continuous text</u> (e.g., using grade 4 example text 1, the question is, 'Put these actions in order: Dad told Than not to move, Mum came running, The ambulance was called, Than fell down the stairs.').					x						
			Identify the sequence of up to four <u>prominent</u> events/actions/steps in a <u>grade 5-level continuous text</u> .						x					
			Identify the sequence of up to four <u>prominent</u> events/actions/steps in a <u>grade 6-level continuous text</u> when the sequence is presented in <u>chronological order</u> in the text.							x				
			Identify the sequence of up to four events/actions/steps, including some less <u>prominent</u> ones, in a <u>grade 7-level continuous text</u> when the sequence has to be inferred (e.g., a step is not explicitly stated) but there is limited <u>competing information</u> .									x		
		Identify the sequence of events/actions/steps in a <u>grade 8-level continuous text</u> when the sequence has to be inferred (e.g., a step is not explicitly stated) and there is <u>competing information</u> such as overlapping timelines.											x	

Domain	Construct	Subconstruct	Meets Global Minimum Proficiency	Grade																	
				1	2	3	4	5	6	7	8	9									
			Identify the sequence of events/actions/steps in a <u>grade 9-level continuous text</u> when the sequence is not presented in <u>chronological order</u> in the text.																	x	
			Identify a point of view (i.e., of a group, character, or the author) in a <u>grade-level continuous text</u> when there is limited <u>competing information</u> and when the point of view is <u>prominent</u> but not explicitly stated.							x	x	x									
			Identify, compare, or contrast point(s) of view (i.e., of a group, character, or the author) in a <u>grade-level continuous text</u> when there is limited <u>competing information</u> and when the point of view is <u>prominent</u> but not explicitly stated.																x	x	
			Identify <u>prominent</u> evidence in a <u>grade-level continuous text</u> to support or explain an idea, action, or statement in the text when the relationship is not explicit.									x	x	x							
			Identify, compare, or contrast <u>prominent</u> evidence in a <u>grade 9-level continuous text</u> to support or explain an idea, action, or statement in the text when the relationship is not explicit.																	x	
			Identify a basic conclusion from a <u>grade 6-level continuous text</u> by synthesizing <u>prominent</u> information from <u>one or more paragraphs</u> when the <u>conclusion</u> is clearly implied but not explicitly stated										x								
			Draw a basic conclusion from a <u>grade-level continuous text</u> by synthesizing <u>prominent</u> information from <u>one or more paragraphs</u> when the <u>conclusion</u> is clearly implied but not explicitly stated											x	x	x					
			Apply information from a <u>grade 9-level continuous text</u> to a new example (i.e., classify new items based on a described scheme) when the scheme is explicit and based on multiple criteria.																	x	
		R2.3 Identify the main and secondary ideas in a <u>grade-level continuous text</u> read by the learner	Identify the <u>general topic</u> in a <u>grade 3-level continuous text</u> when it is <u>prominent</u> but not explicitly stated			x															
			Identify the <u>main idea</u> in a <u>grade 4-level continuous text</u> when it is <u>prominent</u> but not explicitly stated (e.g., using <u>grade 4 example text 2</u> , the question is, "What does this text tell you about Dwarf Lantern Sharks? and the choices are: "a) Why you should be afraid of them; b) What food they eat; c) How they have babies; d) Why they are unusual").				x														
			Identify the <u>main idea</u> in a <u>grade 5-level continuous text</u> when it is not explicitly stated.							x											
			Distinguish between a <u>prominent main idea</u> and secondary ideas in a <u>grade 6-level continuous text</u> .									x									
			Distinguish between a <u>prominent main idea</u> and secondary ideas in a <u>grade 7-level continuous text</u> or part of a text (i.e., a paragraph).												x	x	x				
	R3 Reflect on information	R3.1 Identify the <u>purpose</u> and audience of a text	Identify the <u>purpose</u> of a <u>grade 4-level continuous text</u> when there are <u>prominent</u> clues and the <u>purpose</u> is not explicitly stated (e.g., using <u>grade 4 example text 2</u> , the question is, "What is the purpose of this text? And, the choices are: a) To tell a story; b) to give information; c) to provide a warning; d) to give instructions").							x											

Domain	Construct	Subconstruct	Meets Global Minimum Proficiency	Grade										
				1	2	3	4	5	6	7	8	9		
			Identify the <u>purpose</u> of a <u>grade 5-level continuous text</u> when there are <u>prominent clues</u> and the <u>purpose</u> is not explicitly stated					x						
			Identify the <u>purpose</u> of a <u>grade-level continuous text</u> or features of the text (i.e., images/graphics, paratextual features, and vocabulary) when there are <u>prominent clues</u> , <u>limited competing information</u> , and the <u>purpose</u> is not explicitly stated						x	x	x	x		
			Identify <u>prominent</u> evidence in a <u>grade 6-level continuous text</u> to support the identification of the <u>purpose</u>						x					
			Use evidence in a <u>grade-level continuous text</u> to support the identification of the <u>purpose</u>							x	x	x		
			Identify the audience for a <u>grade-level continuous text</u> when there are <u>prominent clues</u> , <u>limited competing information</u> , and the audience is not explicitly stated							x	x	x	x	
			Use <u>prominent</u> evidence in a <u>grade 7-level continuous text</u> to support the identification of the audience								x			
			Use evidence in a <u>grade-level continuous text</u> to support the identification of the audience									x	x	
		R3.2	Evaluate a text with justification					x						
			Give an <u>opinion</u> (when different perspectives are valid) about a <u>grade 4-level continuous text</u> and use <u>prominent</u> evidence from the text to justify that <u>opinion</u> (students may need to provide an oral/signed answer given their limited writing skills).											
			Give an <u>opinion</u> (when different perspectives are valid) about a <u>grade-level continuous text</u> using <u>prominent</u> evidence from the text to justify that <u>opinion</u>						x	x	x	x	x	
			Evaluate the <u>conclusion</u> presented in a <u>grade 9-level information text</u> where the <u>conclusion</u> is clearly stated											x
		R3.3	Evaluate the status of claims made in a text							x				
			Distinguish between factual information and <u>opinion</u> (as presented) in a <u>grade 6-level continuous text</u> when the clues are <u>prominent</u>								x			
			Distinguish between factual information and <u>opinion</u> (as presented) in a <u>grade-level continuous text</u>									x	x	x
			Recognize signs of credibility in a <u>grade 9-level continuous text</u> presented in digital format or on social media when the clues are <u>prominent</u>											x
		R3.4	Evaluate the effectiveness of a text										x	
			Evaluate the effectiveness of the choice of features (e.g., <u>images/graphics</u> , <u>paratextual features</u> , and <u>vocabulary</u>) when these are used in a <u>highly conventional way</u> in a <u>grade 8-level continuous text</u>											x
			Evaluate the effectiveness of the choice of features (e.g., <u>images/graphics</u> , <u>paratextual features</u> , and <u>vocabulary</u>) when these are used in a <u>conventional way</u> in a <u>grade 9-level continuous text</u>											x

TABLE 5: DESCRIPTORS FOR THE THREE HIGHEST PROFICIENCY LEVELS

GRADE I GLOBAL PROFICIENCY DESCRIPTORS		
Partially Meets Global Minimum Proficiency	Meets Global Minimum Proficiency	Exceeds Global Minimum Proficiency

C. COMPREHENSION OF SPOKEN OR SIGNED LANGUAGE

CI: RETRIEVE INFORMATION AT WORD LEVEL

CI.1: Comprehend spoken or signed language at the word or phrase level

<p>CI.1.1_P When listening to a very <u>common grade I-level word</u>, match the word to an object or a picture (e.g., <i>is able to point to the picture of a cat when presented with four pictures</i>).</p>	<p>CI.1.1_M When listening to a <u>common grade I-level word</u>, match the word to an object or a picture (e.g., <i>is able to point to the picture of climbing when presented with four pictures</i>).</p>	<p>CI.1.1_E When listening to a less <u>common grade I-level word</u>, match the word to an object or a picture (e.g., <i>is able to point to the picture of the striped shirt when presented with four pictures</i>).</p>
<p>CI.1.2_P Follow simple one-step spoken or signed instructions with very <u>common grade I-level words</u> (e.g., <i>touch the picture; point to the chair</i>).</p>	<p>CI.1.2_M Follow one-step spoken or signed instructions with <u>common grade I-level words</u> with some detail (e.g. <i>pick up the red hat</i>).</p>	<p>CI.1.2_E Follow two-step spoken or signed instructions with <u>common grade I-level words</u> or a one-step instruction with more detail (e.g., <i>pick up the pencil, and give it to me; point to the picture of the girl with long hair who is running</i>).</p>

CI.2: Recognize the meaning of common grade-level words in a short, grade-level continuous text read to or signed for the learner

<p>CI.2.1_P When listening to a short (approximately 2- or 3-sentence), simple <u>grade I-level continuous text</u>, identify the meaning of very <u>common</u> words.</p>	<p>CI.2.1_M When listening to a short (approximately 2- or 3-sentence), simple <u>grade I-level continuous text</u>, identify the meaning of <u>common</u> words.</p>	<p>CI.2.1_E When listening to a short (approximately 2- or 3-sentence), simple <u>grade I-level continuous text</u>, identify the meaning of <u>less common</u> words.</p>
--	---	--

C2: RETRIEVE INFORMATION AT SENTENCE OR TEXT LEVEL

C2.1: Retrieve explicit information in a short grade-level continuous text read to or signed for the learner

<p>C2.1.1_P When listening to a simple 2- or 3-sentence <u>grade I-level continuous text</u>, identify the main character or event by <u>direct- or close-word matching</u> when there is no <u>competing information</u>. This will generally be in response to a 'who', 'what', 'when,' or 'where' question (e.g., <i>the text is, 'This boy's name is Chen (point to a picture of the boy). Chen went to the shop. He bought some apples but the shop had no oranges left,' and the question is, 'What was the boy's name?'</i>).</p>	<p>C2.1.1_M When listening to a simple 2- or 3-sentence <u>grade I-level continuous text</u>, retrieve <u>explicit information</u> by simple <u>synonymous-word matching</u> when there is no <u>competing information</u>. This will generally be in response to a 'who', 'what', 'when,' or 'where' question (e.g., <i>the text is, 'This boy's name is Chen (point to a picture of the boy). Chen went to the shop. He bought some apples but the shop had no oranges left,' and the question is, 'Where did the boy go?'</i>).</p>	<p>C2.1.1_E When listening to a simple 2- or 3-sentence <u>grade I-level continuous text</u>, retrieve <u>explicit information</u> by simple <u>synonymous-word matching</u> when there is limited <u>competing information</u>. This will generally be in response to a 'who', 'what', 'when,' or 'where' question (e.g., <i>the text is, 'This boy's name is Chen (point to a picture of the boy). Chen went to the shop. He bought some apples but the shop had no oranges left,' and the question is, 'What did Chen buy?'</i>).</p>
--	--	--

GRADE 1 GLOBAL PROFICIENCY DESCRIPTORS

Partially Meets
Global Minimum Proficiency

Meets
Global Minimum Proficiency

Exceeds
Global Minimum Proficiency

D: DECODING

DI: PRECISION

DI.1: Identify symbol-sound/fingerspelling and/or symbol-morpheme correspondences

DI.1.1_P Say or sign accurately very common and simple grade 1-level symbol-sound/fingerspelling and/or symbol-morpheme correspondences (language- and country-specific).

DI.1.1_M Say or sign accurately common grade 1-level symbol-sound/fingerspelling and/or symbol-morpheme correspondences (language- and country-specific).

DI.1.1_E Say or sign accurately grade 1-level symbol-sound/fingerspelling and/or symbol-morpheme correspondences that are beyond those that are common for grade 1 (language- and country-specific).

DI.2: Decode isolated words

DI.2.1_P Say or sign accurately very common and simple, isolated grade 1-level words (language- and country-specific).

DI.2.1_M Say or sign accurately common, isolated grade 1-level words (language- and country-specific).

DI.2.1_E Say or sign accurately more difficult, isolated grade 1-level words (language- and country-specific).

R: READING COMPREHENSION

RI: RETRIEVE INFORMATION AT WORD LEVEL

RI.1: Recognize the meaning of common grade-level words

RI.1.1_P Recognize the meaning of very common grade 1-level words (e.g., *match a given word to an illustration or synonym or provide a brief spoken/signed definition*).

RI.1.1_M Recognize the meaning of common grade 1-level words (e.g., *match a given word to an illustration or synonym or provide a brief spoken/signed definition*).

RI.1.1_E Recognize the meaning of less common grade 1-level words (e.g., *match a given word to an illustration or synonym or provide a brief spoken/signed definition*).

GRADE 2 GLOBAL PROFICIENCY DESCRIPTORS

Partially Meets
Global Minimum proficiency

Meets
Global Minimum Proficiency

Exceeds
Global Minimum Proficiency

C. COMPREHENSION OF SPOKEN OR SIGNED LANGUAGE

CI: RETRIEVE INFORMATION AT WORD LEVEL

CI.1: Comprehend spoken or signed language at the word or phrase level

CI.1.1_P	When listening to a <u>common grade 2-level word</u> , match the word to an object or a picture (e.g., <i>is able to point to the picture of climbing when presented with four pictures</i>).	CI.1.1_M	When listening to a <u>common grade 2-level word</u> , match the word to an object or a picture (e.g., <i>is able to point to the picture of the striped shirt when presented with four pictures</i>).	CI.1.1_E	When listening to a <u>less common</u> grade 2-level word, match the word to an object or a picture (e.g., <i>is able to choose a dictionary when presented with four books</i>).
CI.1.2_P	Follow one-step spoken or signed instructions with <u>common grade 2-level words</u> with some detail (e.g. <i>pick up the plastic chair</i>).	CI.1.2_M	Follow two-step spoken or signed instructions with <u>common grade 2-level words</u> or detailed one-step instructions (e.g., <i>pick up the pencil, and give it to me; point to the picture of the girl with long hair who is running</i>).	CI.1.2_E	Follow multi-step (more than two) or complex spoken or signed instructions (e.g., <i>pick up and close the book and put it on the shelf in the corner</i>).

CI.2: Recognize the meaning of common grade-level words in a short, grade-level continuous text read to or signed for the learner

CI.2.1_P	When listening to a short <u>grade 2-level continuous text</u> , identify the meaning of <u>very common</u> words.	CI.2.1_M	When listening to a short <u>grade 2-level continuous text</u> , identify the meaning of <u>common</u> words.	CI.2.1_E	When listening to a short <u>grade 2-level continuous text</u> , identify the meaning of <u>less common</u> words.
----------	--	----------	---	----------	--

C2: RETRIEVE INFORMATION AT SENTENCE OR TEXT LEVEL

C2.1: Retrieve explicit information in a short grade-level continuous text read to or signed for the learner

C2.1.1_P	When listening to a <u>short grade 2-level continuous text</u> , retrieve <u>prominent, explicit information by direct- or close-word matching</u> when there is no <u>competing information</u> . This will generally be in response to a 'who', 'what', 'when,' or 'where' question (e.g., <i>in a story about a child playing with some toys, asking the learner to name the child when the text says, 'the child's name is Andre,' when there is only one character; in a descriptive text about elephants,</i>	C2.1.1_M	When listening to a short <u>grade 2-level continuous text</u> , retrieve <u>explicit information by direct- or close-word matching or by simple synonymous-word matching</u> when there is limited <u>competing information</u> . This will generally be in response to a 'who', 'what', 'when,' or 'where' question (e.g., <i>in a story about a child playing with some toys, asking the learner where an event happened when two locations are mentioned in the text; in a</i>	C2.1.1_E	When listening to a short <u>grade 2-level continuous text</u> , retrieve <u>explicit information by direct- or close-word matching or by synonymous-word matching</u> when there is a lot of <u>competing information</u> . This will generally be in response to a 'who', 'what', 'when,' or 'where' question (e.g., <i>in a story about a child playing with some toys, asking the learner to state which two toys were</i>
----------	---	----------	--	----------	--

asking the learner to state the animal the text is about when the text says, 'this animal is called an elephant').

descriptive text about elephants, asking the learner what color a feature is when only two colors are mentioned in the text).

played with when multiple toys are mentioned; in a descriptive text about elephants, asking the learner to name certain features when several are mentioned).

C3: INTERPRET INFORMATION AT SENTENCE OR TEXT LEVEL

C3.1: Interpret information in a short grade-level continuous text read to or signed for the learner

C3.1.1_P	N/A	C3.1.1_M	When listening to a short <u>grade 2-level continuous text</u> , make <u>simple inferences</u> by connecting pieces of <u>prominent, explicit information</u> when there are multiple clues and limited <u>competing information</u> . This will generally be in response to a 'why' or 'how' question.	C3.1.1_E	When listening to a short <u>grade 2-level continuous text</u> , make <u>simple inferences</u> by connecting pieces of <u>explicit information</u> when the clues are located in different parts of the text and there is a lot of <u>competing information</u> . This will generally be in response to a 'why' or 'how' question.
----------	-----	----------	---	----------	--

D: DECODING

D1: PRECISION

D1.1: Identify symbol-sound/fingerspelling and/or symbol-morpheme correspondences

D1.1.1_P	If the grade 2 curriculum introduces new symbols, say or sign accurately <u>very common</u> and simple <u>grade 2-level symbol-sound/fingerspelling</u> and/or <u>symbol-morpheme correspondences</u> (language- and country-specific).	D1.1.1_M	If the grade 2 curriculum introduces new symbols, say or sign accurately <u>common grade 2-level symbol-sound/fingerspelling</u> and/or <u>symbol-morpheme correspondences</u> (language- and country-specific).	D1.1.1_E	If the grade 2 curriculum introduces new symbols, say or sign accurately <u>grade 2-level symbol-sound/fingerspelling</u> and/or <u>symbol-morpheme correspondences</u> that are beyond those that are <u>common</u> for grade 2 (language- and country-specific).
----------	---	----------	--	----------	--

D1.2: Decode isolated words

D1.2.1_P	Say or sign accurately <u>very common</u> and simple, isolated <u>grade 2-level words</u> (language- and country-specific).	D1.2.1_M	Say or sign accurately <u>common, isolated grade 2-level words</u> (language- and country-specific).	D1.2.1_E	Say or sign accurately more difficult, <u>isolated grade 2-level words</u> (language- and country-specific).
----------	---	----------	--	----------	--

D2: FLUENCY

D2.1: Say or sign a grade-level continuous text at pace and with accuracy

D2.1.1_P	Say or sign accurately some words in a <u>grade 2-level continuous text</u> , generally <u>very common</u> and simple words.	D2.1.1_M	Say or sign accurately a <u>grade 2-level continuous text</u> with few errors (e.g., no more than 10 percent of the words in the text).	D2.1.1_E	Say or sign accurately a <u>grade 2-level continuous text</u> with no errors.
----------	--	----------	---	----------	---

R: READING COMPREHENSION

RI: RETRIEVE INFORMATION

RI.1: Recognize the meaning of common grade-level words

RI.1.1_P	Recognize the meaning of <u>very common grade 2-level words</u> (e.g., <i>match a given word to an illustration or synonym or provide a brief spoken/signed definition</i>).	RI.1.1_M	Recognize the meaning of <u>common grade 2-level words</u> (e.g., <i>match a given word to an illustration or synonym or provide a brief spoken/signed definition</i>).	RI.1.1_E	Recognize the meaning of less common <u>grade 2-level words</u> (e.g., <i>match a given word to an illustration or synonym or provide a brief spoken/signed definition</i>).
----------	---	----------	--	----------	---

R1.2: Retrieve explicit information in a grade-level continuous text by direct- or close-word matching

R1.2.1_P Retrieve a single piece of prominent, explicit information from a grade 2-level continuous text by direct- or close-word matching-when the information required is adjacent to the matched word and there is no competing information. This will generally be in response to a 'who', 'what', 'when,' or 'where' question (e.g., using grade 2 example text 1, the questions are, "Where is Van?" or "Who is at school?" - the information needed to answer this question is prominent as it appears in the first sentence).

R1.2.1_M Retrieve a single piece of explicit information from a grade 2-level continuous text by direct- or close-word matching-when the information required is adjacent to the matched word and there is no competing information. This will generally be in response to a 'who', 'what', 'when,' or 'where' question (e.g., using grade 2 example text 1, the question is, "What does Van draw?").

R1.2.1_E Retrieve a single piece of explicit information from a grade 2-level continuous text by direct- or close-word matching when there is limited competing information. This will generally be in response to a 'who', 'what', 'when,' or 'where' question (e.g., using grade 2 example text 1, the question is, "What color are the flowers?" . Two colors of flowers are mentioned in the text; so, the answer has competing information).

GRADE 3

A. COMPREHENSION OF SPOKEN OR SIGNED LANGUAGE

C1: RETRIEVE INFORMATION AT WORD LEVEL

Not applicable at grade 3 - content fully covered in grades 1 and 2

C2: RETRIEVE INFORMATION AT SENTENCE OR TEXT LEVEL

C2.1: Retrieve explicit information in a short grade-level continuous text read to or signed for learner

C2.1.1_P	When listening to a short <u>grade 3-level continuous text</u> , retrieve <u>prominent, explicit information</u> by <u>direct- or close-word matching</u> when there is no <u>competing information</u> . This will generally be in response to a 'who', 'what', 'when', or 'where' question	C2.1.1_M	When listening to a short <u>grade 3-level continuous text</u> , retrieve <u>explicit information</u> by direct- or close-word matching or simple <u>synonymous-word matching</u> when there is limited <u>competing information</u> . This will generally be in response to a 'who', 'what', 'when', or 'where' question	C2.1.1_E	When listening to a short <u>grade 3-level continuous text</u> , retrieve <u>explicit information</u> by direct- or close-word matching or <u>synonymous-word matching</u> when there is a <u>lot of competing information</u> . This will generally be in response to a 'who', 'what', 'when', or 'where' question
----------	--	----------	---	----------	---

C3: INTERPRET INFORMATION AT SENTENCE OR TEXT LEVEL

C3.1: Interpret information in a short grade-level continuous text read to or signed for the learner

C3.1.1_P	When listening to a short <u>grade 3-level continuous text</u> , make <u>simple inferences</u> by connecting pieces of <u>prominent, explicit information</u> when there is no <u>competing information</u> and the answer is not <u>explicitly</u> stated. This will generally be in response to a 'why' or 'how' question.	C3.1.1_M	When listening to a short <u>grade 3-level continuous text</u> , make <u>simple inferences</u> by connecting pieces of <u>explicit information</u> located in different parts of the text and when there is limited <u>competing information</u> and the answer is not explicitly stated. This will generally be in response to a 'why' or 'how' question.	C3.1.1_E	When listening to a short <u>grade 3-level continuous text</u> , make <u>simple inferences</u> by connecting pieces of <u>explicit information</u> located in different parts of the text when there is a <u>lot of competing information</u> and the information is <u>less prominent</u> and the answer is not explicitly stated. This will generally be in response to a 'why' or 'how' question.
C3.1.2_P	N/A	C3.1.2_M	When listening to a short <u>grade 3-level continuous text</u> , infer the meaning of <u>unknown words</u> when there are <u>prominent</u> clues (e.g., use <i>language-specific morphological clues or contextual clues to identify the meaning of unknown words</i>).	C3.1.2_E	When listening to a short <u>grade 3-level continuous text</u> , identify the meaning of <u>unknown words</u> when clues are less <u>prominent</u> (e.g., use <i>language-specific morphological clues or contextual clues to identify the meaning of unknown words</i>).
C3.1.3_P	When listening to a short <u>grade 3-level continuous text</u> , associate a noun with a pronoun reference when there is no <u>competing information</u> (e.g., <i>identify who sat down in a story that reads, 'Abdul was feeling tired and hungry. He sat down under a big mango tree.'</i>)	C3.1.3_M	When listening to a short <u>grade 3-level continuous text</u> , associate a noun with a pronoun reference when there is <u>competing information</u> (e.g., <i>identify who bought the rice and onions in a story that reads, 'Afua and her brother Bora went to the market. She bought a bag of rice and onions. It</i>	C3.1.3_E	N/A

was heavy, and her brother struggled to carry it home.').

C3.1.4_P When listening to a short grade 3-level continuous text, demonstrate a basic understanding of the text by connecting prominent, implicit, and explicit information (e.g., identifying main ideas, events, or characters).

C3.1.4_M When listening to a short grade 3-level continuous text, demonstrate a broad understanding of the text by connecting implicit and explicit information (e.g., identifying main ideas, events, or characters).

C3.1.4_E When listening to a short grade 3-level continuous text, demonstrate a comprehensive understanding of the text by connecting implicit and explicit information (e.g., identifying ideas, events, or characters).

D: DECODING

D1: PRECISION

D1.1: Identify symbol-sound/fingerspelling and/or symbol-morpheme correspondences

D1.1.1_P If the grade 3 curriculum introduces new symbols, say or sign accurately very common and simple grade 3-level symbol-sound/fingerspelling and/or symbol-morpheme correspondences (language- and country-specific).

D1.1.1_M If the grade 3 curriculum introduces new symbols, say or sign accurately common grade 2-level symbol-sound/fingerspelling and/or symbol-morpheme correspondences (language- and country-specific).

D1.1.1_E If the grade 3 curriculum introduces new symbols, say or sign accurately grade 3-level symbol-sound/fingerspelling and/or symbol-morpheme correspondences that are beyond those that are common for grade 3 (language- and country-specific).

D1.2: Decode isolated words

D1.2.1_P Say or sign accurately very common and simple, isolated grade 3-level words (language- and country-specific).

D1.2.1_M Say or sign accurately common, isolated grade 3-level words (language- and country-specific).

D1.2.1_E Say or sign accurately more difficult, isolated grade 3-level words (language- and country-specific).

D2: FLUENCY

D2.1: Say or sign a grade-level continuous text at pace and with accuracy

D2.1.1_P Say or sign accurately a grade 3-level continuous text, at a pace that is slow by country standards for fluency for the language in which the assessment is administered (e.g., often word-by-word).

D2.1.1_M Say or sign accurately a grade 3-level continuous text, at a pace that meets minimal country standards for fluency for the language in which the assessment is administered.

D2.1.1_E Say or sign accurately a grade 3-level continuous text, at a pace that exceeds minimal country standards for fluency for the language in which the assessment is administered.

Grade 3 example text 1
Abdul was walking home. It was a hot day, and Abdul was cross. He was feeling tired and hungry. He sat down under a big mango tree. It was nice and cool, so he fell asleep. Suddenly a big mango fell on him and woke him up.

R: READING COMPREHENSION

R1: RETRIEVE INFORMATION

R1.1: Recognize the meaning of common grade-level words

R1.1.1_P Recognize the meaning of very common grade 3-level words (e.g., *match a given word to an illustration or synonym or provide a brief spoken/signed definition*).

R1.1.1_M Recognize the meaning of common grade 3-level words (e.g., *match a given word to an illustration or synonym or provide a brief spoken/signed definition*).

R1.1.1_E Recognize the meaning of less common grade 3-level words (e.g., *match a given word to an illustration or synonym or provide a brief spoken/signed definition*).

R1.2: Retrieve explicit information in a grade-level continuous text by direct- or close-word matching

R1.2.1_P Retrieve a single piece of prominent, explicit information from a grade 3-level continuous text by direct- or close-word matching when the information required is adjacent to the matched word and there is no competing information. This will generally be in response to a 'who', 'what', 'when,' or 'where' question (e.g., *using grade 3 example text 1, the question is, 'Where was Abdul walking?' or 'Who was walking home?' The information required to answer these questions is prominent as it appears in the first sentence*).

R1.2.1_M Retrieve a single piece of explicit information from a grade 3-level continuous text by direct- or close-word matching when the information required is adjacent to the matched word and there is limited competing information. This will generally be in response to a 'who', 'what', 'when,' or 'where' question (e.g., *using grade 3 example text 1, the question is, 'What was the day like?' There is competing information in the text about what the day was like: 'It was a hot day but cool under the tree.'*).

R1.2.1_E Retrieve multiple pieces of explicit information from a grade 3-level continuous text by direct- or close-word matching when the information required is adjacent to the matched word and there is limited competing information. This will generally be in response to a 'who', 'what', 'when,' or 'where' question (e.g., *using grade 3 example text 1, the question is, 'How was Abdul feeling at the beginning? Copy 2 words.' The competing information is that his feelings changed throughout the text*).

R1.3: Retrieve explicit information in a grade-level continuous text by synonymous-word matching

R1.3.1_P N/A

R1.3.1_M Retrieve a single piece of prominent, explicit information from a grade 3-level continuous text by synonymous-word matching when there is no competing information. This will generally be in response to a 'who', 'what', 'when,' or 'where' question (e.g., *using grade 3 example text 1, the questions are, 'Where was Abdul going?' or 'What did Abdul eat?'*).

R1.3.1_E Retrieve a single piece of explicit information from a grade 3-level continuous text by synonymous-word matching when the information required is not prominent and there is limited competing information. This will generally be in response to a 'who', 'what', 'when,' or 'where' question (e.g., *using grade 3 example text 1, the question is, 'How did Abdul feel after eating?' The competing information is that his feelings changed throughout the text*).

R2: INTERPRET INFORMATION

R2.1: Identify the meaning of unknown words and expressions in a grade-level continuous text

R2.1.1_P N/A

R2.1.1_M Identify the meaning of unknown words (including familiar words used in unfamiliar ways) in a grade 3-level continuous text when there are prominent clues (e.g., *use language-specific morphological clues or*

R2.1.1_E Identify the meaning of unknown words (including familiar words used in unfamiliar ways) in a grade 3-level continuous text when there are less prominent clues (e.g., *use language-specific morphological clues or*

contextual clues to identify the meaning of unknown words).

contextual clues to identify the meaning of unknown words).

R2.2: Make inferences in a grade-level continuous text read by the learner

R2.2.I_P Make simple inferences in a grade 3-level continuous text by relating two pieces of explicit information in consecutive sentences when there is no competing information. This will generally be in response to a 'why' or 'how' question (e.g., using grade 3 example text 1, the question is, 'Who was tired and hungry?').

R2.2.I_M Make simple inferences in a grade 3-level continuous text by relating two pieces of explicit information in consecutive sentences when there is limited competing information. This will generally be in response to a 'why' or 'how' question (e.g., using grade 3 example text 1, the questions are, 'Where did Abdul fall asleep?' or 'Where was it nice and cool?' since the competing information comes from the fact that two locations are mentioned - home and under the tree).

R2.2.I_E Make simple inferences in a grade 3-level continuous text by relating two pieces of explicit information in one or more paragraphs when there is more distance between the pieces of information that need to be related and/or a lot of competing information. This will generally be in response to a 'why' or 'how' question

R2.3: Identify the main and secondary ideas in a grade-level continuous text read by the learner

R2.3.I_P N/A

R2.3.I_M Identify the general topic of a grade 3-level continuous text when it is prominent but not explicitly stated

R2.3.I_E Identify the general topic of a grade 3-level continuous text when it is less prominent and not explicitly stated

GRADE 4

D: DECODING

D1: PRECISION

D1.1: Identify symbol-sound/fingerspelling and/or symbol-morpheme correspondences

D1.1.1_P	If the grade 4 curriculum introduces new symbols, say or sign accurately <u>very common</u> and simple <u>grade 4-level symbol-sound/fingerspelling</u> and/or <u>symbol-morpheme correspondences</u> (language and country-specific).	D1.1.1_M	If the grade 4 curriculum introduces new symbols, say or sign accurately <u>common grade 4-level symbol-sound/fingerspelling</u> and/or <u>symbol-morpheme correspondences</u> (language and country-specific).	D1.1.1_E	If the grade 4 curriculum introduces new symbols, say or sign accurately <u>very common</u> and simple <u>grade 4-level symbol-sound/fingerspelling</u> and/or <u>symbol-morpheme correspondences</u> (language and country-specific).
----------	--	----------	---	----------	--

D1.2: Decode isolated words

D1.2.1_P	Say or sign accurately <u>very common</u> and simple, isolated <u>grade 4-level words</u> (language- and country-specific).	D1.2.1_M	Say or sign accurately <u>common</u> , isolated <u>grade 4-level words</u> (language- and country-specific).	D1.2.1_E	Say or sign accurately more difficult, isolated <u>grade 4-level words</u> (language- and country-specific).
----------	---	----------	--	----------	--

D2: FLUENCY

D2.1: Read a grade-level continuous text aloud at pace and with accuracy

D2.1.1_P	Say or sign accurately a <u>grade 4-level continuous text</u> , at a pace that is slow by <u>country standards for fluency</u> for the language in which the assessment is administered (e.g., often <i>word-by-word</i>).	D2.1.1_M	Say or sign accurately a <u>grade 4-level continuous text</u> , at a pace that meets minimal <u>country standards for fluency</u> for the language in which the assessment is administered.	D2.1.1_E	Say or sign accurately a <u>grade 4-level continuous text</u> , at a pace that exceeds minimal <u>country standards for fluency</u> for the language in which the assessment is administered.
----------	---	----------	---	----------	---

R: READING COMPREHENSION

RI: RETRIEVE INFORMATION AT WORD LEVEL

RI.1: Recognize the meaning of common grade-level words

RI.1.1_P	Recognize the meaning of <u>very common grade 4-level words</u> (e.g., <i>match a given word to an illustration or synonym or brief definition</i>).	RI.1.1_M	Recognize the meaning of <u>common grade 4-level words</u> (e.g., <i>match a given word to an illustration or synonym or brief definition</i>).	RI.1.1_E	Recognize the meaning of <u>less common grade 4-level words</u> (e.g., <i>match a given word to an illustration or synonym or brief definition</i>).
----------	---	----------	--	----------	---

R1.2: Retrieve explicit information in a grade-level continuous text by direct- or close-word matching

R1.2.I_P Retrieve a single piece of prominent, explicit information from a grade 4-level continuous text by direct- or close-word matching when the information required is adjacent to the matched word and there is no competing information (e.g., using grade 4 example text 1, the questions are, 'What was Than walking down?' or 'Where was Than when he slipped?' . The information required to answer these question is prominent as it appears in the first sentence).

R1.2.I_M Retrieve a single piece of prominent, explicit information from a grade 4-level continuous text by direct- or close-word matching when the information required is adjacent to the matched word and there is no competing information (e.g., using grade 4 example text 1, the questions are, 'What was Than walking down?' or 'Where was Than when he slipped?' . The information required to answer these question is prominent as it appears in the first sentence).

R1.2.I_E Retrieve multiple pieces of explicit information from a grade 4-level continuous text by direct- or close-word matching when the information required is nearby but not adjacent to the matched word and there is a lot of competing information (e.g., using grade 4 example text 2, the question is, 'Copy two facts about the Dwarf Lantern Shark' - the competing information is that some of the facts appear to be questioned in the text).

Grade 4 example text 1

Then was walking down the stairs at home when he slipped. He fell all the way to the bottom. When he looked at his leg, he could see it was bent up in a strange position. Mum came running. She touched Than's leg very gently, but it still hurt him. There was no blood, but his ankle was swelling up fast. 'Ring the ambulance,' Mum called to Dad. Mum and Dad sat with Than on the stairs while they waited for the ambulance to arrive. Dad told Than not to move in case he made it worse.

R1.3: Retrieve explicit information in a grade-level continuous text by synonymous-word matching

R1.3.I_P Retrieve a single piece of prominent, explicit information from a grade 4-level continuous text by synonymous-word matching when there is no competing information (e.g., using grade 4 example text 1, the question is, 'What did Mum tell Dad to do?' The information required to answer the question is prominent because it is the only speech in the text).

R1.3.I_M Retrieve a single piece of explicit information from a grade 4-level continuous text by synonymous-word matching when the information required is not prominent and there is limited competing information. (e.g., using grade 4 example text 1, the question is, 'Who came quickly to help Than?' - the limited competing information is Dad).

R1.3.I_E Retrieve a single piece of explicit information from a grade 4-level continuous text by synonymous-word matching when the information required is not prominent and there is a lot of competing information (e.g., using grade 4 example text 2, the question is 'What size is a Dwarf Lantern Shark?'. The competing information is that the prior knowledge most readers bring to the text is that sharks are large, not small).

Grade 4 example text 2

Are you afraid of sharks? Some sharks are harmless. The Dwarf Lantern Shark cannot hurt you. You might think sharks are large, but this one is not. It is so small you can hold it in one hand. Another unusual thing about the Dwarf Lantern Shark is that they glow in the dark. They live at the bottom of very deep oceans. There is no light where they live. They make their own light.

R2: INTERPRET INFORMATION

R2.1: Identify the meaning of unknown words and expressions in a grade-level continuous text

R2.1.1_P	Identify the meaning of <u>unknown words</u> (including <u>familiar words used in unfamiliar ways</u>) in a <u>grade 4-level continuous text</u> when there are multiple <u>prominent</u> clues (e.g., use <i>language-specific morphological clues or contextual clues to identify the meaning of unknown words</i>).	R2.1.1_M	Identify the meaning of <u>unknown words</u> (including <u>familiar words used in unfamiliar ways</u>) in a <u>grade 4-level continuous text</u> when there are multiple clues (e.g., use <i>language-specific morphological clues or contextual clues to identify the meaning of unknown words</i>).	R2.1.1_E	Identify the meaning of <u>unknown words</u> (including <u>familiar words used in unfamiliar ways</u>) in a <u>grade 4-level continuous text</u> when there are limited clues (e.g., use <i>language-specific morphological clues or contextual clues to identify the meaning of unknown words</i>).
----------	--	----------	---	----------	--

R2.2: Make inferences in a grade-level continuous text read by the learner

R2.2.1_P	Make <u>simple inferences</u> in a <u>grade 4-level continuous text</u> by relating two pieces of <u>explicit information</u> in consecutive sentences when there is no <u>competing information</u> (e.g., using <i>grade 4 example text 2, the question is, 'Where do Dwarf Lanterns Sharks live?' since the link is a noun reference and there is no competing information</i>).	R2.2.1_M	Make <u>simple inferences</u> in a <u>grade 4-level continuous text</u> by relating two pieces of <u>explicit information</u> in a paragraph, but not in consecutive sentences, when there is limited <u>competing information</u> (e.g., using <i>grade 4 example text 1, the question is, 'Why did Mum want the ambulance to come?' since the link is over several sentences, but there is limited competing information</i>).	R2.2.1_E	Make <u>simple inferences</u> in a <u>grade 4-level continuous text</u> by relating two pieces of <u>explicit information</u> in one or more paragraphs or when there is more distance <u>between the pieces of information</u> and/or a <u>lot of competing information</u> (e.g., using <i>grade 4 example text 2, the question is, 'Why does the Dwarf Lantern Shark need to glow in the dark?'</i>).
R2.2.2_P	Identify the first and last events/actions/steps in a sequence in a <u>grade 4-level continuous text</u> (e.g., using <i>grade 4 example text 1, the question is, 'What happened first?'</i>).	R2.2.2_M	Identify the sequence of up to four <u>prominent</u> events/actions/steps in a <u>grade 4-level continuous text</u> (e.g., using <i>grade 4 example text 1, the question is, 'Put these actions in order: Dad told Than not to move, Mum came running, The ambulance was called, Than fell down the stairs.</i>).	R2.2.2_E	Identify the sequence of up to four events/actions/steps, including some <u>less prominent</u> ones, in a <u>grade 4-level continuous text</u>

R2.3: Identify the main and secondary ideas in a grade-level continuous text read by the learner

R2.3.1_P N/A

R2.3.1_M Identify the main idea in a grade 4-level continuous text when it is prominent but not explicitly stated (e.g., using grade 4 example text 2, the question is, "What does this text tell you about Dwarf Lantern Sharks? and the choices are: "a) Why you should be afraid of them; b) What food they eat; c) How they have babies; d) Why they are unusual").

R2.3.1_E Identify the main idea in a grade 4-level continuous text when it is less prominent and not explicitly stated

R3: REFLECT ON INFORMATION

R3.1: Identify the purpose and audience of a text

R3.1.1_P N/A

R3.1.1_M Identify the purpose of a grade 4-level continuous text when there are prominent clues and the purpose is not explicitly stated (e.g., using grade 4 example text 2, the question is, "What is the purpose of this text? And, the choices are: a) To tell a story; b) to give information; c) to provide a warning; d) to give instructions").

R3.1.1_E Identify the purpose of a grade 4-level continuous text when there are less prominent clues and the purpose is not explicitly stated

R3.2: Evaluate a text with justification

R3.2.1_P Give an opinion (that is relevant to the text) about a grade 4-level continuous text without providing evidence.

R3.2.1_M Give an opinion (when different perspectives are valid) about a grade 4-level continuous text and use prominent evidence from the text to justify that opinion (students may need to provide an oral/signed answer given their limited writing skills).

R3.2.1_E Give an opinion (when different perspectives are valid) about a grade 4-level continuous text and use comprehensive evidence from the text to justify that opinion (students may need to provide an oral/signed answer given their writing skills).

GRADE 5

D: DECODING

D1: PRECISION

D1.1: Identify symbol-sound/fingerspelling and/or symbol-morpheme correspondences

D1.1.1_P	If the grade 5 curriculum introduces new symbols, say or sign accurately <u>very common</u> and simple <u>grade 5-level symbol-sound/fingerspelling</u> and/or <u>symbol-morpheme</u> correspondences (language- and country-specific).	D1.1.1_M	If the grade 5 curriculum introduces new symbols, say or sign accurately <u>common</u> <u>grade 5-level symbol-sound/fingerspelling</u> and/or <u>symbol-morpheme</u> correspondences (language- and country-specific).	D1.1.1_E	If the grade 5 curriculum introduces new symbols, say or sign accurately <u>very common</u> and simple <u>grade 5-level symbol-sound/fingerspelling</u> and/or <u>symbol-morpheme</u> correspondences (language- and country-specific).
----------	---	----------	---	----------	---

D1.2: Decode isolated words

D1.2.1_P	Speak Say or sign accurately <u>very common</u> and simple, isolated grade 5-level words (language- and country-specific).	D1.2.1_M	Say or sign accurately <u>common</u> , isolated grade 5-level words (language- and country-specific).	D1.2.1_E	Say or sign accurately more difficult, isolated grade 5-level words (language- and country-specific).
----------	--	----------	---	----------	---

D2: FLUENCY

D2.1: Read a grade-level continuous text aloud at pace and with accuracy

D2.1.1_P	Say or sign accurately a <u>grade 5-level continuous text</u> , at a pace that is slow by <u>country standards for fluency</u> for the language in which the assessment is administered (e.g., often word-by-word).	D2.1.1_M	Say or sign accurately a <u>grade 5-level continuous text</u> , at a pace that meets minimal <u>country standards for fluency</u> for the language in which the assessment is administered.	D2.1.1_E	Say or sign accurately a <u>grade 5-level continuous text</u> , at a pace that exceeds minimal <u>country standards for fluency</u> for the language in which the assessment is administered.
----------	---	----------	---	----------	---

R: READING COMPREHENSION

R1: RETRIEVE INFORMATION AT WORD LEVEL

R1.1: Recognize the meaning of common grade-level words

R1.1.1_P	Recognize the meaning of <u>very common</u> <u>grade 5-level words</u> (e.g., <i>match a given word to an illustration or synonym or brief definition</i>).	R1.1.1_M	Recognize the meaning of <u>common</u> <u>grade 5-level words</u> (e.g., <i>match a given word to an illustration or synonym or brief definition</i>).	R1.1.1_E	Recognize the meaning of <u>less common</u> <u>grade 5-level words</u> (e.g., <i>match a given word to an illustration or synonym or brief definition</i>).
----------	--	----------	---	----------	--

R1.2: Retrieve explicit information in a grade-level continuous text by direct- or close-word matching

R1.2.1_P	Retrieve a single piece of prominent, explicit information from a grade 5-level continuous text by direct- or close-word matching when the information required is adjacent to the matched word and there is no competing information	R1.2.1_M	Retrieve a single piece of explicit information from a grade 5-level continuous text by direct- or close-word matching when the information required is nearby but not adjacent to the matched word	R1.2.1_E	Retrieve multiple pieces of explicit information from a grade 5-level continuous text by direct- or close-word matching when the information required is not prominent and/or there is a lot of competing information
----------	---	----------	---	----------	---

and there is limited competing information

R1.2.2_P	Retrieve a single piece of explicit information from a grade 5-level non-continuous text (e.g., simple diagrams and tables) by direct- or close-word matching (e.g., differences in verb tenses) when the information required is prominent (e.g., the heading or a caption) and there is no competing information	R1.2.2_M	Retrieve a single piece of explicit information from a grade 5-level non-continuous text (e.g., simple diagrams and tables) by direct- or close-word matching when the information required is not prominent and there is limited competing information	R1.2.2_E	Retrieve multiple pieces of explicit information from a grade 5-level non-continuous text (e.g., simple diagrams and tables) by direct- or close-word matching when the information required is not prominent or there is a lot of competing information.
----------	--	----------	---	----------	---

R1.3: Retrieve explicit information in a grade-level continuous text by synonymous-word matching

R1.3.1_P	Retrieve a single piece of prominent, explicit information from a grade 5-level continuous text by synonymous-word matching when there is no competing information	R1.3.1_M	Retrieve a single piece of explicit information from a grade 5-level continuous text by synonymous-word matching when the information required is not prominent and there is limited competing information	R1.3.1_E	Retrieve multiple pieces of explicit information from a grade 5-level continuous text by synonymous-word matching when the information required is not prominent or there is a lot of competing information
R1.3.2_P	Retrieve a single piece of explicit information from a grade 5-level non-continuous text (e.g., simple diagrams and tables) by synonymous-word matching when the information required is prominent (e.g., the heading or a caption) and there is no competing information.	R1.3.2_M	Retrieve a single piece of explicit information from a grade 5-level non-continuous text (e.g., simple diagrams and tables) by synonymous-word matching when the information required is not prominent and there is limited competing information	R1.3.2_E	Retrieve multiple pieces of explicit information from a grade 5-level non-continuous text (e.g., simple diagrams and tables) by synonymous-word matching when the information required is not prominent or there is a lot of competing information

R2: INTERPRET INFORMATION

R2.1: Identify the meaning of unknown words and expressions in a grade-level continuous text

R2.1.1_P	Identify the meaning of <u>unknown words</u> (including <u>familiar words used in unfamiliar ways</u>) in a <u>grade 5-level continuous text</u> when there are multiple <u>prominent</u> clues (e.g., use <i>language-specific morphological clues or contextual clues to identify the meaning of unknown words</i>).	R2.1.1_M	Identify the meaning of <u>unknown words</u> (including <u>familiar words used in unfamiliar ways</u>) in a <u>grade 5-level continuous text</u> when there are multiple clues (e.g., use <i>language-specific morphological clues or contextual clues to identify the meaning of unknown words</i>).	R2.1.1_E	Identify the meaning of <u>unknown words</u> (including <u>familiar words used in unfamiliar ways</u>) in a <u>grade 5-level continuous text</u> when there are limited clues (e.g., use <i>language-specific morphological clues or contextual clues to identify the meaning of unknown words</i>).
R2.1.2_P	N/A	R2.1.2_M	Identify the meaning of <u>idiomatic or figurative expressions</u> in a <u>grade 5-level continuous text</u> when there are multiple clues (e.g., use <i>language-specific semantic clues or contextual clues</i>).	R2.1.2_E	Identify the meaning of <u>idiomatic or figurative expressions</u> in a <u>grade 5-level continuous text</u> when there are limited clues (e.g., use <i>language-specific semantic clues or contextual clues</i>).

R2.2: Make inferences in a grade-level continuous text read by the learner

R2.2.1_P	Make <u>inferences</u> in a <u>grade 5-level continuous text</u> by relating two pieces of <u>explicit information</u> (e.g., <i>causal relationship or comparisons</i>) in <u>consecutive sentences</u> when there is no <u>competing information</u>	R2.2.1_M	Make <u>inferences</u> in a <u>grade 5-level continuous text</u> by relating two or more pieces of <u>explicit information</u> (e.g., <i>causal relationship or comparisons</i>) in a paragraph but not in consecutive sentences, when there is limited <u>competing information</u> .	R2.2.1_E	Make <u>inferences</u> in a <u>grade 5-level continuous text</u> by relating two pieces of <u>explicit information</u> from one or more paragraphs when there is more distance <u>between the pieces of information</u> and/or a lot of <u>competing information</u> (e.g., <i>using grade 4 example text 2, the question is, "Why does the Dwarf Lantern Shark need to glow in the dark?"</i>).
R2.2.2_P	Make <u>inferences</u> in a <u>grade 5-level non-continuous text</u> (e.g., detailed diagrams, tables, and graphs) by relating two pieces of explicit and/or <u>implicit information</u> (e.g., causal relationship or comparisons) from across two parts of the text where the connection between the parts is clear and when there is no <u>competing information</u>	R2.2.2_M	Make <u>inferences</u> in a <u>grade 5-level non-continuous text</u> (e.g., detailed diagrams, tables, and graphs) by relating two or more pieces of explicit and/or <u>implicit information</u> (e.g., causal relationship or comparisons) from two parts of the text when there is limited <u>competing information</u> .	R2.2.2_E	Make inferences in a grade 5-level non-continuous text (e.g., detailed diagrams, tables, and graphs) by relating two or more pieces of explicit and/or implicit information (e.g., causal relationship or comparisons) from two parts of the text when there is a lot of competing information
R2.2.3_P	Identify the first and last events/actions/steps in a sequence in a grade 5-level continuous text	R2.2.3_M	Identify the sequence of up to four prominent events/actions/steps in a grade 5-level continuous text	R2.2.3_E	Identify the sequence of up to four events/actions/steps, including some less prominent ones, in a grade 5-level continuous text
R2.2.4_P	Identify a point of view (e.g., <i>of a group, character, or the author</i>) in a <u>grade 5-level continuous text</u> when there is limited <u>competing information</u> and when the point of view is explicitly stated (e.g., <i>I think that... or I believe that..</i>).	R2.2.4_M	Identify a point of view (e.g., of a group, character, or the author) in a grade 5-level continuous text when there is limited competing information and when the point of view is prominent but not explicitly stated	R2.2.4_E	Identify a point of view (e.g., of a group, character, or the author) in a grade 5-level continuous text when there is a lot of competing information and when the point of view is less prominent and not explicitly stated

R2.3: Identify the main and secondary ideas in a grade-level continuous text read by the learner

R2.3.1_P	<u>Identify the main idea in a grade 5-level continuous text when it is prominent but not explicitly stated</u>	R2.3.1_M	<u>Identify the main idea in a grade 5-level continuous text when it is not explicitly stated</u>	R2.3.1_E	<u>Distinguish between a prominent main idea and secondary ideas in a grade 5-level continuous text</u>
----------	---	----------	---	----------	---

R3: REFLECT ON INFORMATION

R3.1: Identify the purpose and audience of a text

R3.1.1_P	N/A	R3.1.1_M	Identify the purpose of a grade 5-level continuous text when there are prominent clues and the purpose is not explicitly stated	R3.1.1_E	Identify the purpose of a grade 5-level continuous text when there are less prominent clues and the purpose is not explicitly stated
----------	-----	----------	---	----------	--

R3.2: Evaluate a text with justification

R3.2.1_P Give an opinion (that is relevant to the text) about a grade 5-level continuous text without providing evidence.

R3.2.1_M Give an opinion (when different perspectives are valid) about a grade 5-level continuous text and use prominent evidence from the text to justify that opinion

R3.2.1_E Give an opinion (when different perspectives are valid) about a grade 5-level continuous text and use comprehensive evidence from the text and their previous knowledge to justify that opinion

GRADE 6

D: DECODING

D1: PRECISION

D1.1: Identify symbol-sound/fingerspelling and/or symbol-morpheme correspondences

D1.1.1_P	If the grade 6 curriculum introduces new symbols, say or sign accurately <u>very common</u> and simple, <u>grade 6-level symbol-sound/fingerspelling</u> and/or <u>symbol-morpheme</u> correspondences (language- and country-specific).	D1.1.1_M	If the grade 6 curriculum introduces new symbols, say or sign accurately <u>common grade 6-level symbol-sound/fingerspelling</u> and/or <u>symbol-morpheme</u> correspondences (language- and country-specific).	D1.1.1_E	If the grade 6 curriculum introduces new symbols, say or sign accurately <u>grade 6-level symbol-sound/fingerspelling</u> and/or <u>symbol-morpheme</u> correspondences that are beyond those that are <u>common</u> for grade 6 (language- and country-specific).
----------	--	----------	--	----------	--

D1.2: Decode isolated words

D1.2.1_P	Say or sign accurately <u>very common</u> and simple, isolated <u>grade 6-level words</u> (language- and country-specific).	D1.2.1_M	Say or sign accurately <u>common</u> , isolated <u>grade 6-level words</u> (language- and country-specific).	D1.2.1_E	Read or sign accurately more difficult, isolated <u>grade 6-level words</u> (language- and country-specific).
----------	---	----------	--	----------	---

D2: FLUENCY

D2.1: Read a grade-level continuous text aloud at pace and with accuracy

D2.1.1_P	Read aloud or sign accurately a <u>grade 6-level continuous text</u> , at a pace that is slow by <u>country standards for fluency</u> for the language in which the assessment is administered (e.g., <i>often word-by-word</i>).	D2.1.1_M	Say or sign accurately a <u>grade 6-level continuous text</u> , at a pace that meets minimal <u>country standards for fluency</u> for the language in which the assessment is administered.	D2.1.1_E	Say or sign accurately a <u>grade 6-level continuous text</u> , at a pace that exceeds minimal <u>country standards for fluency</u> for the language in which the assessment is administered.
----------	--	----------	---	----------	---

R: READING COMPREHENSION

R1: RETRIEVE INFORMATION AT WORD LEVEL

R1.1: Recognize the meaning of common grade-level words

R1.1.1_P	Recognize the meaning of <u>very common grade 6-level words</u> (e.g., <i>match a given word to an illustration or synonym or brief definition</i>).	R1.1.1_M	Recognize the meaning of <u>common grade 6-level words</u> (e.g., <i>match a given word to an illustration or synonym or brief definition</i>).	R1.1.1_E	Recognize the meaning of <u>less common grade 6-level words</u> (e.g., <i>match a given word to an illustration or synonym or brief definition</i>).
----------	---	----------	--	----------	---

R1.2: Retrieve explicit information in a grade-level continuous text by direct- or close-word matching

R1.2.1_P	Retrieve a single piece of prominent, explicit information from a grade 6-level continuous text by direct- or close-word matching when the information required is adjacent to the matched word and there is limited competing	R1.2.1_M	Retrieve a single piece of explicit information from a grade 6-level continuous text by direct- or close-word matching when the information required is nearby but not adjacent to the matched word and there is competing information	R1.2.1_E	Retrieve multiple pieces of explicit information from a grade 6-level continuous text by direct- or close-word matching when the information required is not prominent or there is a lot of competing information
----------	--	----------	--	----------	---

RI.2.2_P	Retrieve a single piece of explicit information from a grade 6-level non-continuous text (e.g., simple diagrams, tables, and graphs) by direct- or close-word matching when the information required is prominent (e.g., the heading or a caption) and there is limited competing information	RI.2.2_M	Retrieve a single piece of explicit information from a grade 6-level non-continuous text (e.g., simple diagrams, tables, and graphs) by direct- or close-word matching when the information required is not prominent and there is competing information	RI.2.2_E	Retrieve multiple pieces of explicit information from a grade 6-level non-continuous text (e.g., simple diagrams, tables, and graphs) by direct- or close-word matching when the information required is not prominent or there is a lot of competing information
RI.2.3_P	N/A	RI.2.3_M	N/A	RI.2.3_E	Retrieve a single piece of <u>explicit information</u> that meets multiple criteria from a <u>grade 6-level non-continuous text</u> (e.g., simple diagrams, tables, and graphs) by direct- or <u>close-word matching</u> when there is <u>competing information</u> (e.g., <i>find a person—in a table of people with their favorite colors and favorite foods—who likes both blue and injera</i>).

RI.3: Retrieve explicit information in a grade-level continuous text by synonymous-word matching

RI.3.1_P	Retrieve a single piece of prominent, explicit information from a grade 6-level continuous text by synonymous-word matching when there is limited competing information	RI.3.1_M	Retrieve a single piece of explicit information from a grade 6-level continuous text by synonymous-word matching when the information required is not prominent and there is competing information	RI.3.1_E	Retrieve multiple pieces of explicit information from a grade 6-level continuous text by synonymous-word matching when the information required is not prominent or there is a lot of competing information
RI.3.2_P	Retrieve a single piece of explicit information from a grade 6-level non-continuous text (e.g., simple diagrams, tables, and graphs) by synonymous-word matching when the information required is prominent (e.g., the heading or a caption) and there is limited competing information.	RI.3.2_M	Retrieve a single piece of explicit information from a grade 6-level non-continuous text (e.g., simple diagrams, tables, and graphs) by synonymous-word matching when the information required is not prominent and there is competing information	RI.3.2_E	Retrieve multiple pieces of explicit information from a grade 6-level non-continuous text (e.g., simple diagrams, tables, and graphs) by synonymous-word matching when the information required is not prominent or there is a lot of competing information
RI.3.3_P	N/A	RI.3.3_M	N/A	RI.3.3_E	Retrieve a single piece of <u>explicit information</u> that meets multiple criteria from a <u>grade 6-level non-continuous text</u> (e.g., simple diagrams, tables, and graphs) by <u>synonymous-word matching</u> when there is a <u>lot of competing information</u>

R2: INTERPRET INFORMATION

R2.1: Identify the meaning of unknown words and expressions in a grade-level continuous text

R2.1.1_P	Identify the meaning of <u>unknown words</u> (including <u>familiar words used in unfamiliar ways</u>) in a <u>grade 6-level continuous text</u> when there are multiple <u>prominent</u> clues (e.g., use <i>language-specific morphological clues or contextual clues to identify the meaning of unknown words</i>).	R2.1.1_M	Identify the meaning of <u>unknown words</u> (including <u>familiar words used in unfamiliar ways</u>) in a <u>grade 6-level continuous text</u> when there are multiple clues (e.g., use <i>language-specific morphological clues or contextual clues to identify the meaning of unknown words</i>).	R2.1.1_E	Identify the meaning of <u>unknown words</u> (including <u>familiar words used in unfamiliar ways</u>) in a <u>grade 6-level continuous text</u> when there are limited clues (e.g., use <i>language-specific morphological clues or contextual clues to identify the meaning of unknown words</i>).
R2.1.2_P	N/A	R2.1.2_M	Identify the meaning of <u>idiomatic or figurative expressions</u> in a <u>grade 6-level continuous text</u> when there are multiple clues (e.g., use <i>language-specific semantic clues or contextual clues</i>).	R2.1.2_E	Identify the meaning of <u>idiomatic or figurative expressions</u> in a <u>grade 6-level continuous text</u> when there are limited clues (e.g., use <i>language-specific semantic clues or contextual clues</i>).
R2.2: Make inferences in a grade-level continuous text read by the learner					
R2.2.1_P	Make <u>inferences</u> in a <u>grade 6-level continuous text</u> by relating two pieces of explicit and/or <u>implicit information</u> (e.g., <i>causal relationship or comparisons</i>) from <u>consecutive sentences</u> when there is no <u>competing information</u>	R2.2.1_M	Make <u>inferences</u> in a <u>grade 6-level continuous text</u> by relating two or more pieces of <u>explicit</u> and/or <u>implicit information</u> (e.g., <i>causal relationship or comparisons</i>) from a paragraph but not in consecutive sentences, when there is limited <u>competing information</u> .	R2.2.1_E	Make inferences in a grade 6-level continuous text by relating two or more pieces of explicit and/or implicit information (e.g., causal relationship or comparisons) from one or more paragraphs when there is more distance between the pieces of information to be related and/or a lot of competing information
R2.2.2_P	Make <u>inferences</u> in a <u>grade 6-level non-continuous text</u> (e.g., detailed diagrams, tables, and graphs) by relating two pieces of explicit and/or <u>implicit information</u> (e.g., <i>causal relationship or comparisons</i>) from two parts of the text where the connection between the parts is clear and when there is no <u>competing information</u>	R2.2.2_M	Make <u>inferences</u> in a <u>grade 6-level non-continuous text</u> (e.g., detailed diagrams, tables, and graphs) by relating two or more pieces of explicit and/or <u>implicit information</u> (e.g., <i>causal relationship or comparisons</i>) from two parts of the text when there is limited <u>competing information</u> .	R2.2.2_E	Make inferences in a grade 6-level non-continuous text (e.g., detailed diagrams, tables, and graphs) by relating two or more pieces of explicit and/or implicit information (e.g., causal relationship or comparisons) from two parts of the text when there is a lot of competing information
R2.2.3_P	Identify the first and last events/actions/steps in a sequence in a grade 6-level continuous text when the sequence is explicitly stated	R2.2.3_M	Identify the sequence of up to four prominent events/actions/steps in a grade 6-level continuous text when the sequence is presented in chronological order in the text	R2.2.3_E	Identify the sequence of up to four events/actions/steps, including some less prominent ones, in a grade 6-level continuous text when the sequence has to be inferred (e.g., one or more steps are not explicitly stated) but there is limited competing information
R2.2.4_P	Identify a point of view (e.g., <i>of a group, character, or the author</i>) in a <u>grade 6-level continuous text</u> when there is limited <u>competing information</u> and when the point of view is explicitly stated (e.g. <i>I think that... or I believe that...</i>).	R2.2.4_M	Identify a point of view (e.g., <i>of a group, character, or the author</i>) in a <u>grade 6-level continuous text</u> when there is limited <u>competing information</u> and when the point of view is <u>prominent</u> but not explicitly stated	R2.2.4_E	Identify a point of view (e.g., of a group, character, or the author) in a grade 6-level continuous text when there is a lot of competing information and when the point of view is less prominent and not explicitly stated

R2.2.5_P	Identify evidence in a <u>grade 6-level continuous text</u> to support or explain an idea, action, or statement in the text when the relationship is explicit (e.g., <i>We know this because...</i>).	R2.2.5_M	Identify prominent evidence in a grade 6-level continuous text to support or explain an idea, action, or statement in the text when the relationship is not explicit	R2.2.5_E	Identify prominent and detailed or less prominent evidence in a grade 6-level continuous text to support or explain an idea, action, or statement in a text when the relationship is not explicit
R2.2.6_P	Recognize a basic conclusion from a grade 6-level continuous text when the conclusion is explicitly stated	R2.2.6_M	Identify a basic conclusion from a grade 6-level continuous text by synthesizing prominent information from one or more paragraphs when the conclusion is clearly implied but not explicitly stated	R2.2.6_E	Identify a conclusion from a grade 6-level continuous text by synthesizing prominent and detailed or less prominent information from one or more paragraphs when the conclusion is clearly implied but not explicitly stated

R2.3: Establish the main and secondary ideas in a grade-level continuous text read by the learner

R2.3.1_P	<u>Identify the main idea in a grade 6-level continuous text when it is not explicitly stated</u>	R2.3.1_M	<u>Distinguish between a prominent main idea and secondary ideas in a grade 6-level continuous text</u>	R2.3.1_E	<u>Distinguish between the main idea and secondary ideas in a grade 6-level continuous text</u>
----------	---	----------	---	----------	---

R3: REFLECT ON INFORMATION

R3.1: Identify the purpose and audience of a text

R3.1.1_P	Identify the purpose of a grade 6-level continuous text or features of the text (e.g., images/graphics, paratextual features, and vocabulary) when there are prominent clues, no competing information, and the purpose is not explicitly stated	R3.1.1_M	Identify the purpose of a grade 6-level continuous text or features of the text (e.g., images/graphics, paratextual features, and vocabulary) when there are prominent clues, limited competing information, and the purpose is not explicitly stated	R3.1.1_E	Identify the purpose of a grade 6-level continuous text or features of the text (e.g., images/graphics, paratextual features, and vocabulary) when there are fewer or less prominent clues, a lot of competing information, and the purpose is not explicitly stated
R3.1.2_P	N/A	R3.1.2_M	Identify prominent evidence in a grade 6-level continuous text to support the identification of the purpose	R3.1.2_E	Identify less prominent evidence in a grade 6-level continuous text to support the identification of the purpose
R3.1.3_P	N/A	R3.1.3_M	Identify the audience for a grade 6-level continuous text when there are prominent clues, limited competing information, and the audience is not explicitly stated	R3.1.3_E	Identify the audience for a grade 6-level continuous text when there are less prominent clues, a lot of competing information, and the audience is not explicitly stated

R3.2: Evaluate a text with justification

R3.2.1_P	Give an <u>opinion</u> (that is relevant to the text) about a <u>grade 6-level continuous text</u> without providing evidence.	R3.2.1_M	Give an opinion (when different perspectives are valid) about a grade 6-level continuous text and use prominent evidence from the text to justify that opinion	R3.2.1_E	Identify evidence from a grade 6-level continuous text to support a given opinion that is contrary to expectations (when different perspectives are valid)
----------	--	----------	--	----------	--

R3.3: Evaluate the status of claims made in a text

R3.3.I_P N/A

R3.3.I_M Distinguish between factual information and opinion (as presented) in a grade 6-level continuous text when the clues are prominent

R3.3.I_E Distinguish between factual information and opinion (as presented) in a grade 6-level continuous text when the clues are less prominent

GRADE 7

D: DECODING

D1: PRECISION

D1.1: Identify symbol-sound/fingerspelling and/or symbol-morpheme correspondences

D1.1.1_P	If the grade 7 curriculum introduces new symbols, say or sign accurately <u>very common</u> and simple <u>grade 7-level symbol-sound/fingerspelling</u> and/or <u>symbol-morpheme</u> correspondences (language- and country-specific).	D1.1.1_M	If the grade 7 curriculum introduces new symbols, say or sign accurately <u>common grade 7-level symbol-sound/fingerspelling</u> and/or <u>symbol-morpheme</u> correspondences (language- and country-specific).	D1.1.1_E	If the grade 7 curriculum introduces new symbols, say or sign accurately <u>grade 7-level symbol-sound/fingerspelling</u> and/or <u>symbol-morpheme</u> correspondences that are beyond those that are <u>common</u> for grade 7 (language- and country-specific).
----------	---	----------	--	----------	--

D1.2: Decode isolated words

D1.2.1_P	Say or sign accurately very <u>common</u> and simple, isolated <u>grade 7-level words</u> (language- and country-specific).	D1.2.1_M	Say or sign accurately <u>common</u> , isolated <u>grade 7-level words</u> (language- and country-specific).	D1.2.1_E	Say or sign accurately more difficult, isolated <u>grade 7-level words</u> (language- and country-specific).
----------	---	----------	--	----------	--

D2: FLUENCY

D2.1: Read a grade-level continuous text aloud at pace and with accuracy

D2.1.1_P	Say or sign accurately a <u>grade 7-level continuous text</u> , at a pace that is slow by <u>country standards for fluency</u> for the language in which the assessment is administered (<i>e.g., often word-by-word</i>).	D2.1.1_M	Say or sign accurately a <u>grade 7-level continuous text</u> , at a pace that meets minimal <u>country standards for fluency</u> for the language in which the assessment is administered.	D2.1.1_E	Say or sign accurately a <u>grade 7-level continuous text</u> , at a pace that exceeds minimal <u>country standards for fluency</u> for the language in which the assessment is administered.
----------	--	----------	---	----------	---

R: READING COMPREHENSION

R1: RETRIEVE INFORMATION AT WORD LEVEL

R1.1: Recognize the meaning of common grade-level words

R1.1.1_P	Recognize the meaning of <u>very common grade 7-level words</u> (<i>e.g., match a given word to an illustration or synonym or brief definition</i>).	R1.1.1_M	Recognize the meaning of <u>common grade 7-level words</u> (<i>e.g., match a given word to an illustration or synonym or brief definition</i>).	R1.1.1_E	Recognize the meaning of <u>less common grade 7-level words</u> (<i>e.g., match a given word to an illustration or synonym or brief definition</i>).
----------	--	----------	---	----------	--

R1.2: Retrieve explicit information in a grade-level continuous text by direct- or close-word matching

R1.2.1_P	Retrieve a single piece of prominent, explicit information from a grade 7-level continuous text by direct- or close-word matching when the	R1.2.1_M	Retrieve a single piece of explicit information from a grade 7-level continuous text by direct- or close-word matching when the information	R1.2.1_E	Retrieve multiple pieces of explicit information from a grade 7-level continuous text by direct- or close-word matching when the information
----------	--	----------	---	----------	--

information required is adjacent to the matched word and there is limited competing information

required is nearby but not adjacent to the matched word and there is competing information

required is not prominent or there is a lot of competing information

RI.2.2_P	Retrieve a single piece of explicit information from a grade 7-level non-continuous text (e.g., diagrams, tables, and graphs) by direct- or close-word matching when the information required is prominent (e.g., the heading or a caption) and there is limited competing information.	RI.2.2_M	Retrieve a single piece of explicit information from a grade 7-level non-continuous text (e.g., diagrams, tables, and graphs) by direct- or close-word matching when the information required is not prominent and there is competing information.	RI.2.2_E	Retrieve multiple pieces of explicit information from a grade 7-level non-continuous text (e.g., diagrams, tables, and graphs) by direct- or close-word matching when the information required is not prominent or there is a lot of competing information.
RI.2.3_P	N/A	RI.2.3_M	N/A	RI.2.3_E	Retrieve a single piece of explicit information that meets multiple criteria from a grade 7-level non-continuous text (e.g., diagrams, tables, and graphs) by direct- or close-word matching when there is a lot of competing information

RI.3: Retrieve explicit information in a grade-level continuous text by synonymous-word matching

RI.3.1_P	Retrieve a single piece of prominent, explicit information from a grade 7-level continuous text by synonymous-word matching when there is limited competing information	RI.3.1_M	Retrieve a single piece of explicit information from a grade 7-level continuous text by synonymous-word matching when the information required is not prominent and there is competing information.	RI.3.1_E	Retrieve multiple pieces of explicit information from a grade 7-level continuous text by synonymous-word matching when the information required is not prominent and/or there is a lot of competing information
RI.3.2_P	Retrieve a single piece of explicit information from a grade 7-level non-continuous text (e.g., diagrams, tables, and graphs) by synonymous-word matching when the information required is prominent (e.g., the heading or a caption) and there is limited competing information.	RI.3.2_M	Retrieve a single piece of explicit information from a grade 7-level non-continuous text (e.g., diagrams, tables, and graphs) by synonymous-word matching when the information required is not prominent and there is competing information	RI.3.2_E	Retrieve multiple pieces of explicit information from a grade 7-level non-continuous text (e.g., diagrams, tables, and graphs) by synonymous-word matching when the information required is not prominent or there is a lot of competing information
RI.3.3_P	N/A	RI.3.3_M	N/A	RI.3.3_E	Retrieve a single piece of <u>explicit information</u> that meets multiple criteria from a <u>grade 7-level non-continuous text</u> (e.g., diagrams, tables, and graphs) by <u>synonymous-word matching</u> when there is a lot of <u>competing information</u>

R2: INTERPRET INFORMATION

R2.1: Identify the meaning of unknown words and expressions in a grade-level continuous text

R2.1.1_P	Identify the meaning of <u>unknown words</u> (including <u>familiar words used in unfamiliar ways</u>) in a <u>grade 7-level continuous text</u> when there are multiple <u>prominent</u> clues (e.g., <i>use language-specific morphological clues or contextual clues to identify the meaning of unknown words</i>).	R2.1.1_M	Identify the meaning of <u>unknown words</u> (including <u>familiar words used in unfamiliar ways</u>) in a <u>grade 7-level continuous text</u> when there are multiple clues (e.g., <i>use language-specific morphological clues or contextual clues to identify the meaning of unknown words</i>).	R2.1.1_E	Identify the meaning of <u>unknown words</u> (including <u>familiar words used in unfamiliar ways</u>) in a <u>grade 7-level continuous text</u> when there are limited clues (e.g., <i>use language-specific morphological clues or contextual clues to identify the meaning of unknown words</i>).
R2.1.2_P	N/A	R2.1.2_M	Identify the meaning of <u>idiomatic or figurative expressions</u> in a <u>grade 7-level continuous text</u> when there are multiple clues (e.g., <i>use language-specific semantic clues or contextual clues</i>).	R2.1.2_E	Identify the meaning of <u>idiomatic or figurative expressions</u> in a <u>grade 7-level continuous text</u> when there are limited clues (e.g., <i>use language-specific semantic clues or contextual clues</i>).

R2.2: Make inferences in a grade-level continuous text read by the learner

R2.2.1_P	Make <u>inferences</u> in a <u>grade 7-level continuous text</u> by relating two pieces of <u>explicit and/or implicit information</u> (e.g., <i>causal relationship or comparisons</i>) from <u>consecutive sentences</u> when there is no <u>competing information</u>	R2.2.1_M	Make <u>inferences</u> in a <u>grade 7-level continuous text</u> by relating two or more pieces of <u>explicit and/or implicit information</u> (e.g., <i>causal relationship or comparisons</i>) from a paragraph but not in consecutive sentences when there is limited <u>competing information</u>	R2.2.1_E	Make inferences in a grade 7-level continuous text by relating two or more pieces of explicit and/or implicit information (e.g., causal relationship or comparisons) that appear in one or more paragraphs when there is more distance between the pieces of information and/or a lot of competing information
R2.2.2_P	Make <u>inferences</u> in a <u>grade 7-level non-continuous text</u> (e.g., detailed diagrams, tables, and graphs) by relating two pieces of <u>explicit and/or implicit information</u> (e.g., causal relationship or comparisons) from two parts of the text where the connection between the parts is clear and when there is no <u>competing information</u>	R2.2.2_M	Make <u>inferences</u> in a <u>grade 7-level non-continuous text</u> (e.g., detailed diagrams, tables, and graphs) by relating two or more pieces of <u>explicit and/or implicit information</u> (e.g., causal relationship or comparisons) from two parts of the text when there is limited <u>competing information</u>	R2.2.2_E	Make inferences in a grade 7-level non-continuous text (e.g., detailed diagrams, tables, and graphs) by relating two or more pieces of explicit and/or implicit information (e.g., causal relationship or comparisons) from two parts of the text when there is a lot of competing information
R2.2.3_P	Identify the sequence of two prominent events/actions/steps in a grade 7-level continuous text when the sequence is presented in chronological order in the text	R2.2.3_M	Identify the sequence of up to four events/actions/steps, including some less prominent ones, in a grade 7-level continuous text when the sequence has to be inferred (e.g., a step is not explicitly stated) but there is limited competing information	R2.2.3_E	Identify the sequence of up to four events/actions/steps, including some less prominent ones, in a grade 7-level continuous text when the sequence has to be inferred (e.g., one or more steps are not explicitly stated) and there is a lot of competing information such as overlapping timelines
R2.2.4_P	Identify a point of view (e.g., <i>of a group, character, or the author</i>) in a <u>grade 7-level continuous text</u> when there is limited <u>competing information</u> and when the point of view is explicitly	R2.2.4_M	Identify a point of view (e.g., <i>of a group, character, or the author</i>) in a <u>grade 7-level continuous text</u> when there is limited <u>competing information</u> and when the point of	R2.2.4_E	Identify a point of view (e.g., <i>of a group, character, or the author</i>) in a grade 7-level continuous text when there is a lot of competing information and when the point of

	stated (e.g., <i>I think that... or I believe that...</i>).		view is <u>prominent</u> but not explicitly stated		view is less prominent and not explicitly stated
R2.2.5_P	Identify evidence in a <u>grade 7-level continuous text</u> to support or explain an idea, action, or statement in the text when the relationship is explicit (e.g., <i>We know this because...</i>).	R2.2.5_M	Identify prominent evidence in a grade 7-level continuous text to support or explain an idea, action, or statement in the text when the relationship is not explicit	R2.2.5_E	Identify prominent and detailed or less prominent evidence in a grade 7-level continuous text to support or explain an idea, action, or statement in a text when the relationship is not explicit
R2.2.6_P	Recognize a basic conclusion from a grade 7-level continuous text when the conclusion is explicitly stated	R2.2.6_M	Draw a basic conclusion from a grade 7-level continuous text by synthesizing prominent information from one or more paragraphs when the conclusion is clearly implied but not explicitly stated	R2.2.6_E	Draw a conclusion from a grade 7-level continuous text by synthesizing prominent and detailed or less prominent information from more paragraphs when the conclusion is clearly implied but not explicitly stated

R2.3: Establish the main and secondary ideas in a grade-level continuous text read by the learner

R2.3.1_P	<u>Identify the main idea in a grade 7-level continuous text or part of a text (e.g., a paragraph) when it is not explicitly stated</u>	R2.3.1_M	<u>Distinguish between a prominent main idea and secondary ideas in a grade 7-level continuous text or part of a text (e.g., a paragraph)</u>	R2.3.1_E	<u>Distinguish between the main idea and secondary ideas in a grade 7-level continuous text or part of a text (e.g., a paragraph)</u>
----------	---	----------	---	----------	---

R3: REFLECT ON INFORMATION

R3.1: Identify the purpose and audience of a text

R3.1.1_P	Identify the purpose of a grade 7-level continuous text or features of the text (e.g., images/graphics, paratextual features, and vocabulary) when there are multiple prominent clues, no competing information, and the purpose is not explicitly stated	R3.1.1_M	Identify the purpose of a grade 7-level continuous text or features of the text (e.g., images/graphics, paratextual features, and vocabulary) when there are multiple clues, limited competing information, and the purpose is not explicitly stated	R3.1.1_E	Identify the purpose of a grade 7-level continuous text or features of the text (e.g., images/graphics, paratextual features, and vocabulary) when there are fewer or less prominent clues, a lot of competing information, and the purpose is not explicitly stated
R3.1.2_P	Use prominent evidence in a grade 7-level continuous text to support the identification of the purpose	R3.1.2_M	Use evidence in a grade 7-level continuous text to support the identification of the purpose	R3.1.2_E	N/A
R3.1.3_P	N/A	R3.1.3_M	Identify the audience for a grade 7-level continuous text when there are prominent clues, limited competing information, and the audience is not explicitly stated	R3.1.3_E	Identify the audience for a grade 7-level continuous text when there are less prominent clues, limited competing information, and the audience is not explicitly stated

R3.1.4_P	N/A	R3.1.4_M	Use prominent evidence in a grade 7-level continuous text to support the identification of the audience	R3.1.4_E	Use prominent and less prominent evidence in a grade 7-level continuous text to support the identification of the audience
----------	-----	----------	---	----------	--

R3.2: Evaluate a text with justification

R3.2.1_P	<u>Give an opinion on the main idea (when different perspectives are valid) in a grade 7-level continuous text and use prominent evidence from the text to justify that opinion</u>	R3.2.1_M	Give an opinion (when different perspectives are valid) about a grade 7-level continuous text and use prominent evidence from the text to justify that opinion	R3.2.1_E	Identify evidence from a grade 7-level continuous text to support a given opinion that is contrary to expectations (when different perspectives are valid)
----------	---	----------	--	----------	--

R3.3: Evaluate the status of claims made in a text

R3.3.1_P	Distinguish between factual information and opinion (as presented) in a grade 7-level continuous text when the clues are prominent	R3.3.1_M	Distinguish between factual information and opinion (as presented) in a grade 7-level continuous text	R3.3.1_E	Distinguish between factual information and opinion (as presented) in a grade 7-level continuous text and use evidence to justify
----------	--	----------	---	----------	---

GRADE 8

D: DECODING

D1: PRECISION

D1.1: Identify symbol-sound/fingerspelling and/or symbol-morpheme correspondences

D1.1.1_P	If the grade 8 curriculum introduces new symbols, say or sign accurately <u>very common</u> and simple <u>grade 8-level symbol-sound/fingerspelling</u> and/or <u>symbol-morpheme</u> correspondences (language- and country-specific).	D1.1.1_M	If the grade 8 curriculum introduces new symbols, say or sign accurately <u>common grade 8-level symbol-sound/fingerspelling</u> and/or <u>symbol-morpheme</u> correspondences (language- and country-specific).	D1.1.1_E	If the grade 8 curriculum introduces new symbols, say or sign accurately <u>grade 8-level symbol-sound/fingerspelling</u> and/or <u>symbol-morpheme</u> correspondences that are beyond those that are <u>common</u> for grade 8 (language- and country-specific).
----------	---	----------	--	----------	--

D1.2: Decode isolated words

D1.2.1_P	Say or sign accurately <u>very common</u> and simple, isolated <u>grade 8-level words</u> (language- and country-specific).	D1.2.1_M	Say or sign accurately <u>common</u> , isolated <u>grade 8-level words</u> (language- and country-specific).	D1.2.1_E	Say or sign accurately more difficult, isolated <u>grade 8-level words</u> (language- and country-specific).
----------	---	----------	--	----------	--

D2: FLUENCY

D2.1: Read a grade-level continuous text aloud at pace and with accuracy

D2.1.1_P	Say or sign accurately a <u>grade 8-level continuous text</u> , at a pace that is slow by <u>country standards for fluency</u> for the language in which the assessment is administered (<i>e.g., often word-by-word</i>).	D2.1.1_M	Say or sign accurately a <u>grade 8-level continuous text</u> , at a pace that meets minimal <u>country standards for fluency</u> for the language in which the assessment is administered.	D2.1.1_E	Say or sign accurately a <u>grade 8-level continuous text</u> , at a pace that exceeds minimal <u>country standards for fluency</u> for the language in which the assessment is administered.
----------	--	----------	---	----------	---

R: READING COMPREHENSION

RI: RETRIEVE INFORMATION AT WORD LEVEL

RI.1: Recognize the meaning of common grade-level words

RI.1.1_P	Recognize the meaning of <u>very common grade 8-level words</u> (<i>e.g., match a given word to an illustration or synonym or brief definition</i>).	RI.1.1_M	Recognize the meaning of <u>common grade 8-level words</u> (<i>e.g., match a given word to an illustration or synonym or brief definition</i>).	RI.1.1_E	Recognize the meaning of <u>less common grade 8-level words</u> (<i>e.g., match a given word to an illustration or synonym or brief definition</i>).
----------	--	----------	---	----------	--

RI.2: Retrieve explicit information in a grade-level continuous text by direct- or close-word matching

R1.2.1_P	Retrieve a single piece of prominent, explicit information from a grade 8-level continuous text by direct- or close-word matching when the information required is adjacent to the matched word and there is limited competing information	R1.2.1_M	Retrieve a single piece of explicit information from a grade 8-level continuous text by direct- or close-word matching when the information required is nearby but not adjacent to the matched word and there is competing information	R1.2.1_E	Retrieve multiple pieces of explicit information from a grade 8-level continuous text by direct- or close-word matching when the information required is not prominent or there is a lot of competing information
R1.2.2_P	Retrieve a single piece of explicit information from a grade 8-level non-continuous text (e.g., detailed diagrams, tables, and graphs) by direct- or close-word matching when the information required is prominent (e.g., the heading or a caption) and there is limited competing information	R1.2.2_M	Retrieve a single piece of explicit information from a grade 8-level non-continuous text (e.g., detailed diagrams, tables, and graphs) by direct- or close-word matching when the information required is not prominent and there is competing information	R1.2.2_E	Retrieve multiple pieces of explicit information from a grade 8-level non-continuous text (e.g., detailed diagrams, tables, and graphs) by direct- or close-word matching when the information required is not prominent or there is a lot of competing information
R1.2.3_P	N/A	R1.2.3_M	Retrieve a single piece of explicit information that meets two criteria from a grade 8-level non-continuous text (e.g., detailed diagrams, tables, and graphs) by direct- or close-word matching when there is competing information	R1.2.3_E	Retrieve a single piece of explicit information that meets multiple criteria from a grade 8-level non-continuous text (e.g., detailed diagrams, tables, and graphs) by direct- or close-word matching when there is a lot of competing information
R1.3: Retrieve explicit information in a grade-level continuous text by synonymous-word matching					
R1.3.1_P	Retrieve a single piece of prominent, explicit information from a grade 8-level continuous text by synonymous-word matching when there is limited competing information	R1.3.1_M	Retrieve a single piece of explicit information from a grade 8-level continuous text by synonymous-word matching when the information required is not prominent and there is competing information	R1.3.1_E	Retrieve multiple pieces of explicit information from a grade 8-level continuous text by synonymous-word matching when the information required is not prominent and/or there is a lot of competing information

R1.3.2_P	Retrieve a single piece of explicit information from a grade 8-level non-continuous text (e.g., detailed diagrams, tables, and graphs) by synonymous-word matching when the information required is prominent (e.g., the heading or a caption) and there is limited competing information	R1.3.2_M	Retrieve a single piece of explicit information from a grade 8-level non-continuous text (e.g., detailed diagrams, tables, and graphs) by synonymous-word matching when the information required is not prominent and there is competing information	R1.3.2_E	Retrieve multiple pieces of explicit information from a grade 8-level non-continuous text (e.g., detailed diagrams, tables, and graphs) by synonymous-word matching when the information required is not prominent or there is a lot of competing information
R1.3.3_P	N/A	R1.3.3_M	N/A	R1.3.3_E	Retrieve a single piece of <u>explicit information</u> that meets multiple criteria from a <u>grade 8-level non-continuous text</u> (e.g., detailed diagrams, tables, and graphs) by <u>synonymous-word matching</u> when there is a <u>lot of competing information</u>

R2: INTERPRET INFORMATION

R2.1: Identify the meaning of unknown words and expressions in a grade-level continuous text

R2.1.1_P	Identify the meaning of <u>unknown words</u> (including <u>familiar words used in unfamiliar ways</u>) in a <u>grade 8-level continuous text</u> when there are multiple <u>prominent</u> clues (e.g., use <i>language-specific morphological clues or contextual clues to identify the meaning of unknown words</i>).	R2.1.1_M	Identify the meaning of <u>unknown words</u> (including <u>familiar words used in unfamiliar ways</u>) in a <u>grade 8-level continuous text</u> when there are multiple clues (e.g., use <i>language-specific morphological clues or contextual clues to identify the meaning of unknown words</i>).	R2.1.1_E	Identify the meaning of <u>unknown words</u> (including <u>familiar words used in unfamiliar ways</u>) in a <u>grade 8-level continuous text</u> when there are limited clues (e.g., use <i>language-specific morphological clues or contextual clues to identify the meaning of unknown words</i>).
R2.1.2_P	N/A	R2.1.2_M	Identify the meaning of <u>idiomatic or figurative expressions</u> in a <u>grade 8-level continuous text</u> when there are multiple clues (e.g., use <i>language-specific semantic clues or contextual clues</i>).	R2.1.2_E	Identify the meaning of <u>idiomatic or figurative expressions</u> in a <u>grade 8-level continuous text</u> when there are limited clues (e.g., use <i>language-specific semantic clues or contextual clues</i>).

R2.2: Make inferences in a grade-level continuous text read by the learner

R2.2.1_P	Make <u>inferences</u> in a <u>grade 8-level continuous text</u> by relating two pieces of <u>explicit</u> and/or <u>implicit information</u> (e.g., <i>causal relationship or comparisons</i>) from <u>consecutive sentences</u> when there is no <u>competing information</u>	R2.2.1_M	Make <u>inferences</u> in a <u>grade 8-level continuous text</u> by relating two or more pieces of <u>explicit</u> and/or <u>implicit information</u> (e.g., <i>causal relationship or comparisons</i>) from a paragraph but not in <u>consecutive sentences</u> , when there is limited <u>competing information</u> .	R2.2.1_E	Make inferences in a grade 8-level continuous text by relating two or more pieces of explicit and/or implicit information (e.g., causal relationship or comparisons) from one or more paragraphs when there is more distance between the pieces of related information and/or a lot of competing information
R2.2.2_P	Make <u>inferences</u> in a <u>grade 8-level non-continuous text</u> (e.g., detailed diagrams, tables, and graphs) by relating two pieces of <u>explicit</u> and/or <u>implicit information</u> (e.g., causal relationship or comparisons) from two parts of the text where the connection between the parts is clear and when there is no <u>competing information</u>	R2.2.2_M	Make <u>inferences</u> in a <u>grade 8-level non-continuous text</u> (e.g., detailed diagrams, tables, and graphs) by relating two or more pieces of <u>explicit</u> and/or <u>implicit information</u> (e.g., causal relationship or comparisons) from two parts of the text when there is limited <u>competing information</u> .	R2.2.2_E	Make inferences in a grade 8-level non-continuous text (e.g., detailed diagrams, tables, and graphs) by relating two or more pieces of explicit and/or implicit information (e.g., causal relationship or comparisons) from two parts of the text when there is a lot of competing information
R2.2.3_P	Identify the sequence of events/actions/steps in a grade 8-level continuous text when the sequence has to be inferred (e.g., a step is not explicitly stated) but there is limited competing information	R2.2.3_M	Identify the sequence of events/actions/steps in a grade 8-level continuous text when the sequence has to be inferred (e.g., a step is not explicitly stated) and there is competing information such as overlapping timelines	R2.2.3_E	Identify the sequence of events/actions/steps in a grade 8-level continuous text when the sequence is not presented in chronological order in the text
R2.2.4_P	Identify, compare, or contrast point(s) of view (e.g., <i>of a group, character, or the author</i>) in a <u>grade 8-level continuous text</u> when there is limited <u>competing information</u> and when the point of view is explicitly stated (e.g., <i>I think that... or I believe that...</i>).	R2.2.4_M	Identify, compare, or contrast point(s) of view (e.g., <i>of a group, character, or the author</i>) in a <u>grade 8-level continuous text</u> when there is limited <u>competing information</u> and when the point of view is <u>prominent</u> but not explicitly stated	R2.2.4_E	Identify, compare, or contrast points of view (e.g., of a group, character, or the author) in a grade 8-level continuous text when there is a lot of competing information and when the point of view is less prominent and not explicitly stated
R2.2.5_P	Identify evidence in a <u>grade 8-level continuous text</u> to support or explain an idea, action, or statement in the text when the relationship is explicit (e.g., <i>We know this because...</i>).	R2.2.5_M	Identify prominent evidence in a grade 8-level continuous text to support or explain an idea, action, or statement in the text when the relationship is not explicit	R2.2.5_E	Identify prominent and detailed or less prominent evidence in a grade 8-level continuous text to support or explain an idea, action, or statement in a text when the relationship is not explicit
R2.2.6_P	Recognize a basic conclusion from a grade 8-level continuous text when the conclusion is explicitly stated	R2.2.6_M	Draw a basic conclusion from a grade 8-level continuous text by synthesizing prominent information from one or more paragraphs when the conclusion is clearly implied but not explicitly stated	R2.2.6_E	Draw a conclusion from a grade 8-level continuous text by synthesizing prominent and detailed or less prominent information from one or more paragraphs when the conclusion is clearly implied but not explicitly stated

R2.3: Establish the main and secondary ideas in a grade-level continuous text read by the learner

R2.3.1_P	Identify the main idea in a grade 8-level continuous text or part of a text (e.g., a paragraph) when it is not explicitly stated	R2.3.1_M	Distinguish between a prominent main idea and secondary ideas in a grade 8-level continuous text or part of a text (e.g., a paragraph)	R2.3.1_E	Distinguish between the main idea and secondary ideas in a grade 8-level continuous text or part of a text (e.g., a paragraph)
----------	--	----------	--	----------	--

R3: REFLECT ON INFORMATION

R3.1: Identify the purpose and audience of a text

R3.1.1_P	Identify the purpose of a grade 8-level continuous text or features of the text (e.g., images/graphics, paratextual features, and vocabulary) when there are multiple prominent clues, no competing information, and the purpose is not explicitly stated	R3.1.1_M	Identify the purpose of a grade 8-level continuous text or features of the text (e.g., images/graphics, paratextual features, and vocabulary) when there are multiple clues, limited competing information, and the purpose is not explicitly stated	R3.1.1_E	Identify the purpose of a grade 8-level continuous text or features of the text (e.g., images/graphics, paratextual features, and vocabulary) when there are fewer or less prominent clues, a lot of competing information, and the purpose is not explicitly stated
----------	---	----------	--	----------	--

R3.1.2_P	Use prominent evidence in a grade 8-level continuous text to support the identification of the purpose	R3.1.2_M	Use evidence in a grade 8-level continuous text to support the identification of the purpose	R3.1.2_E	N/A
----------	--	----------	--	----------	-----

R3.1.3_P	Identify the audience for a grade 8-level continuous text when there are multiple prominent clues, limited competing information, and the audience is not explicitly stated	R3.1.3_M	Identify the audience for a grade 8-level continuous text when there are multiple clues, limited competing information, the audience is not explicitly stated	R3.1.3_E	Identify the audience of a grade 8-level continuous text when there are less prominent clues, a lot of competing information, and the audience is not explicitly stated
R3.1.4_P	Use prominent evidence in a grade 8-level continuous text to support the identification of the audience	R3.1.4_M	Use evidence in a grade 8-level continuous text to support the identification of the audience	R3.1.4_E	Use the most relevant evidence in a grade 8-level continuous text to support the identification of the audience

R3.2: Evaluate a text with justification

R3.2.1_P	Give an opinion on the main idea (when different perspectives are valid) in a grade 8-level continuous text and use prominent evidence from the text to justify that opinion	R3.2.1_M	Give an opinion (when different perspectives are valid) about a grade 8-level continuous text and use prominent evidence from the text to justify that opinion	R3.2.1_E	Identify evidence from a grade 8-level continuous text to support a given opinion that is contrary to expectations (when different perspectives are valid)
----------	--	----------	--	----------	--

R3.3: Evaluate the status of claims made in a text

R3.3.1_P	Distinguish between factual information and opinion (as presented) in a grade 8-level continuous text when the clues are prominent	R3.3.1_M	Distinguish between factual information and opinion (as presented) in a grade 8-level continuous text	R3.3.1_E	Distinguish between factual information and opinion (as presented) in a grade 8-level continuous text and use evidence to justify
----------	--	----------	---	----------	---

R3.4: Evaluate the effectiveness of a text

R3.4.1_P N/A

R3.4.1_M Evaluate the effectiveness of the choice of features (e.g., images/graphics, paratextual features, and vocabulary) when these are used in a highly conventional way in a grade 8-level continuous text

R3.4.1_E Evaluate the effectiveness of the choice of features (e.g., images/graphics, paratextual features, and vocabulary) when these are used in a conventional way in a grade 8-level continuous text

GRADE 9

D: DECODING

D1: PRECISION

D1.1: Identify symbol-sound/fingerspelling and/or symbol-morpheme correspondences

D1.1.1_P	If the grade 9 curriculum introduces new symbols, say or sign accurately <u>very common</u> and simple <u>grade 9-level symbol-sound/fingerspelling</u> and/or <u>symbol-morpheme</u> correspondences (language- and country-specific).	D1.1.1_M	If the grade 9 curriculum introduces new symbols, say or sign accurately <u>common grade 9-level symbol-sound/fingerspelling</u> and/or <u>symbol-morpheme</u> correspondences (language- and country-specific).	D1.1.1_E	If the grade 9 curriculum introduces new symbols, say or sign accurately <u>grade 9-level symbol-sound/fingerspelling</u> and/or <u>symbol-morpheme</u> correspondences that are beyond those that are <u>common</u> for grade 8 (language- and country-specific).
----------	---	----------	--	----------	--

D1.2: Decode isolated words

D1.2.1_P	Say or sign accurately <u>very common</u> and simple, isolated <u>grade 9-level words</u> (language- and country-specific).	D1.2.1_M	Say or sign accurately <u>common</u> , isolated <u>grade 9-level words</u> (language- and country-specific).	D1.2.1_E	Say or sign accurately more difficult, isolated <u>grade 9-level words</u> (language- and country-specific).
----------	---	----------	--	----------	--

D2: FLUENCY

D2.1: Read a grade-level continuous text aloud at pace and with accuracy

D2.1.1_P	Say or sign accurately a <u>grade 9-level continuous text</u> , at a pace that is slow by <u>country standards for fluency</u> for the language in which the assessment is administered (<i>e.g., often word-by-word</i>).	D2.1.1_M	Say or sign accurately a <u>grade 9-level continuous text</u> , at a pace that meets minimal <u>country standards for fluency</u> for the language in which the assessment is administered.	D2.1.1_E	Say or sign accurately a <u>grade 9-level continuous text</u> , at a pace that exceeds minimal <u>country standards for fluency</u> for the language in which the assessment is administered.
----------	--	----------	---	----------	---

R: READING COMPREHENSION

RI: RETRIEVE INFORMATION AT WORD LEVEL

RI.1: Recognize the meaning of common grade-level words

RI.1.1_P	Recognize the meaning of <u>very common grade 9-level words</u> (<i>e.g., match a given word to an illustration or synonym or brief definition</i>).	RI.1.1_M	Recognize the meaning of <u>common grade 9-level words</u> (<i>e.g., match a given word to an illustration or synonym or brief definition</i>).	RI.1.1_E	Recognize the meaning of <u>less common grade 9-level words</u> (<i>e.g., match a given word to an illustration or synonym or brief definition</i>).
----------	--	----------	---	----------	--

RI.2: Retrieve explicit information in a grade-level continuous text by direct- or close-word matching

RI.2.1_P	Retrieve a single piece of prominent, explicit information from a grade 9-level continuous text by direct- or close-word matching when the information required is adjacent to the matched word and there is limited competing information	RI.2.1_M	Retrieve a single piece of explicit information from a grade 9-level continuous text by direct- or close-word matching when the information required is nearby but not adjacent to the matched word and there is competing information	RI.2.1_E	Retrieve multiple pieces of explicit information from a grade 9-level continuous text by direct- or close-word matching when the information required is not prominent or there is a lot of competing information
RI.2.2_P	Retrieve a single piece of explicit information from a grade 9-level non-continuous text (e.g., detailed diagrams, tables, and graphs) by direct- or close-word matching when the information required is prominent (e.g., the heading or a caption) and there is limited competing information	RI.2.2_M	Retrieve a single piece of explicit information from a grade 9-level non-continuous text (e.g., detailed diagrams, tables, and graphs) by direct- or close-word matching when the information required is not prominent and there is competing information	RI.2.2_E	Retrieve multiple pieces of explicit information from a grade 9-level non-continuous text (e.g., detailed diagrams, tables, and graphs) by direct- or close-word matching when the information required is not prominent or there is a lot of competing information
RI.2.3_P	N/A	RI.2.3_M	Retrieve a single piece of explicit information that meets two criteria from a grade 9-level non-continuous text (e.g., detailed diagrams, tables, and graphs) by direct- or close-word matching when there is competing information	RI.2.3_E	Retrieve a single piece of explicit information that meets multiple criteria from a grade 9-level non-continuous text (e.g., detailed diagrams, tables, and graphs) by direct- or close-word matching when there is a lot of competing information
RI.3: Retrieve explicit information in a grade-level continuous text by synonymous-word matching					
RI.3.1_P	Retrieve a single piece of prominent, explicit information from a grade 9-level continuous text by synonymous-word matching when there is limited competing information	RI.3.1_M	Retrieve a single piece of explicit information from a grade 9-level continuous text by synonymous-word matching when the information required is not prominent and there is competing information	RI.3.1_E	Retrieve multiple pieces of explicit information from a grade 9-level continuous text by synonymous-word matching when the information required is not prominent and/or there is a lot of competing information
RI.3.2_P	Retrieve a single piece of explicit information from a grade 9-level non-continuous text (e.g., detailed diagrams, tables, and graphs) by synonymous-word matching when the information required is prominent (e.g., the heading or a caption) and there is limited competing information	RI.3.2_M	Retrieve a single piece of explicit information from a grade 9-level non-continuous text (e.g., detailed diagrams, tables, and graphs) by synonymous-word matching when the information required is not prominent and there is competing information	RI.3.2_E	Retrieve multiple pieces of explicit information from a grade 9-level non-continuous text (e.g., detailed diagrams, tables, and graphs) by synonymous-word matching when the information required is not prominent or there is a lot of competing information

R1.3.3_P	N/A	R1.3.3_M	Retrieve a single piece of <u>explicit information</u> that meets two criteria from a grade 9-level <u>non-continuous text</u> (e.g., <i>detailed diagrams, tables, and graphs</i>) by <u>synonymous-word matching</u> when there is <u>competing information</u>	R1.3.3_E	Retrieve a single piece of <u>explicit information</u> that meets multiple criteria from a grade 9-level <u>non-continuous text</u> (e.g., <i>detailed diagrams, tables, and graphs</i>) by <u>synonymous-word matching</u> when there is a <u>lot of competing information</u>
----------	-----	----------	--	----------	--

R2: INTERPRET INFORMATION

R2.1: Identify the meaning of unknown words and expressions in a grade-level continuous text

R2.1.1_P	Identify the meaning of <u>unknown words</u> (including <u>familiar words used in unfamiliar ways</u>) in a <u>grade 9-level continuous text</u> when there are multiple <u>prominent</u> clues (e.g., <i>use language-specific morphological clues or contextual clues to identify the meaning of unknown words</i>).	R2.1.1_M	Identify the meaning of <u>unknown words</u> (including <u>familiar words used in unfamiliar ways</u>) in a <u>grade 9-level continuous text</u> when there are multiple clues (e.g., <i>use language-specific morphological clues or contextual clues to identify the meaning of unknown words</i>).	R2.1.1_E	Identify the meaning of <u>unknown words</u> (including <u>familiar words used in unfamiliar ways</u>) in a <u>grade 9-level continuous text</u> when there are limited clues (e.g., <i>use language-specific morphological clues or contextual clues to identify the meaning of unknown words</i>).
----------	--	----------	---	----------	--

R2.1.2_P	N/A	R2.1.2_M	Identify the meaning of <u>idiomatic or figurative expressions</u> in a <u>grade 9-level continuous text</u> when there are multiple clues (e.g., <i>use language-specific semantic clues or contextual clues</i>).	R2.1.2_E	Identify the meaning of <u>idiomatic or figurative expressions</u> in a <u>grade 9-level continuous text</u> when there are limited clues (e.g., <i>use language-specific semantic clues or contextual clues</i>).
----------	-----	----------	--	----------	---

R2.2: Make inferences in a grade-level continuous text read by the learner

R2.2.1_P	Make <u>inferences</u> in a <u>grade 9-level continuous text</u> by relating two pieces of <u>explicit</u> and/or <u>implicit information</u> (e.g., <i>causal relationship or comparisons</i>) from <u>consecutive sentences</u> when there is no <u>competing information</u>	R2.2.1_M	Make <u>inferences</u> in a <u>grade 9-level continuous text</u> by relating two or more pieces of <u>explicit</u> and/or <u>implicit information</u> (e.g., <i>causal relationship or comparisons</i>) from a paragraph but not in consecutive sentences when there is limited <u>competing information</u> .	R2.2.1_E	Make inferences in a grade 9-level continuous text by relating two or more pieces of explicit and/or implicit information (e.g., causal relationship or comparisons) in one or more paragraphs when there is more distance between the pieces of information and/or a lot of competing information
----------	--	----------	---	----------	--

R2.2.2_P	Make inferences in a <u>grade 9-level non-continuous text</u> (e.g., <i>detailed diagrams, tables, and graphs</i>) by relating two pieces of explicit and/or <u>implicit information</u> (e.g., <i>causal relationship or comparisons</i>) from two parts of the <u>non-continuous text</u> where the connection between the parts is clear and when there is no <u>competing information</u>	R2.2.2_M	Make inferences in a <u>grade 9-level non-continuous text</u> (e.g., <i>detailed diagrams, tables, and graphs</i>) by relating two or more pieces of explicit and/or <u>implicit information</u> (e.g., <i>causal relationship or comparisons</i>) from two parts of the non-continuous text when there is limited <u>competing information</u>	R2.2.2_E	Make inferences in a grade 9-level non-continuous text (e.g., detailed diagrams, tables, and graphs) by relating two or more pieces of explicit and/or implicit information (e.g., causal relationship or comparisons) from two parts of the non-continuous text when there is a lot of competing information
R2.2.3_P	Identify the sequence of events/actions/steps in a grade 9-level continuous text when the sequence has to be inferred (e.g., a step is not explicitly stated) and there is competing information such as overlapping timelines	R2.2.3_M	Identify the sequence of events/actions/steps in a grade 9-level continuous text when the sequence is not presented in chronological order in the text	R2.2.3_E	Identify the sequence of events/actions/steps in a grade 9-level continuous text when the sequence is not presented in chronological order in the text and there is additional competing information
R2.2.4_P	Identify, compare, or contrast point(s) of view (e.g., <i>of a group, character, or the author</i>) in a <u>grade 9-level continuous text</u> when there is limited <u>competing information</u> and when the point of view is explicitly stated (e.g., <i>I think that... or I believe that...</i>).	R2.2.4_M	Identify, compare, or contrast point(s) of view (e.g., <i>of a group, character, or the author</i>) in a <u>grade 9-level continuous text</u> when there is limited <u>competing information</u> and when the point of view is <u>prominent</u> but not explicitly stated	R2.2.4_E	Identify, compare, or contrast points of view (e.g., of a group, character, or the author) in a grade 9-level continuous text when there is a lot of competing information and when the point of view is less prominent and not explicitly stated
R2.2.5_P	Identify, compare, or contrast evidence in a <u>grade 9-level continuous text</u> to support or explain an idea, action, or statement in the text when the relationship is explicit (e.g., <i>We know this because...</i>).	R2.2.5_M	Identify, compare, or contrast prominent evidence in a grade 9-level continuous text to support or explain an idea, action, or statement in the text when the relationship is not explicit	R2.2.5_E	Identify, compare, or contrast prominent and detailed or less prominent evidence in a grade 9-level continuous text to support or explain an idea, action, or statement in a text when the relationship is not explicit
R2.2.6_P	Recognize a basic conclusion from a grade 9-level continuous text when the conclusion is explicitly stated	R2.2.6_M	Draw a basic conclusion from a grade 9-level continuous text by synthesizing prominent information from one or more paragraphs when the conclusion is clearly implied but not explicitly stated	R2.2.6_E	Draw a conclusion from a grade 9-level continuous text by synthesizing prominent and detailed or less prominent information from one or more paragraphs when the conclusion is clearly implied but not explicitly stated
R2.2.7_P	Apply information from a grade 9-level continuous text to a new example (e.g., classify new items based on a described scheme with simple criterion) when the scheme is simple, explicit, and based on a single criterion	R2.2.7_M	Apply information from a grade 9-level continuous text to a new example (e.g., classify new items based on a described scheme) when the scheme is explicit and based on multiple criteria	R2.2.7_E	Apply information from a grade 9-level continuous text to a new example (e.g., classify new items based on a scheme) when the scheme is not explicit and based on multiple criteria

R2.3: Establish the main and secondary ideas in a grade-level continuous text read by the learner

R2.3.1_P	Identify the main idea in a grade 9-level continuous text or part of a text (e.g., a paragraph) when it is not explicitly stated	R2.3.1_M	Distinguish between a prominent main idea and secondary ideas in a grade 9-level continuous text or part of a text (e.g., a paragraph)	R2.3.1_E	Distinguish between the main idea and secondary ideas in a grade 9-level continuous text or part of a text (e.g., a paragraph)
----------	--	----------	--	----------	--

R3: REFLECT ON INFORMATION

R3.1: Identify the purpose and audience of a text

R3.1.1_P	Identify the purpose of a grade 9-level continuous text or features of the text (e.g., images/graphics, paratextual features, and vocabulary) when there are multiple prominent clues, no competing information, and the purpose is not explicitly stated	R3.1.1_M	Identify the purpose of a grade 9-level continuous text or features of the text (e.g., images/graphics, paratextual features, and vocabulary) when there are multiple clues, limited competing information, and the purpose is not explicitly stated	R3.1.1_E	Identify the purpose of a grade 9-level continuous text or features of the text (e.g., images/graphics, paratextual features, and vocabulary) when there are fewer or less prominent clues, a lot of competing information, and the purpose is not explicitly stated
R3.1.2_P	Use prominent evidence in a grade 9-level continuous text to support the identification of the purpose	R3.1.2_M	Use evidence in a grade 9-level continuous text to support the identification of the purpose	R3.1.2_E	N/A
R3.1.3_P	Identify the audience for a grade 9-level continuous text when there are multiple prominent clues, limited competing information, and the audience is not explicitly stated	R3.1.3_M	Identify the audience for a grade 9-level continuous text when there are multiple clues, limited competing information, and the audience is not explicitly stated	R3.1.3_E	Identify the audience of a grade 9-level continuous text when there are less prominent clues, a lot of competing information, and the audience is not explicitly stated
R3.1.4_P	Use prominent evidence in a grade 9-level continuous text to support the identification of the audience	R3.1.4_M	Use evidence in a grade 9-level continuous text to support the identification of the audience	R3.1.4_E	Use the most relevant evidence in a grade 9-level continuous text to support the identification of the audience

R3.2: Evaluate a text with justification

R3.2.1_P	Give an opinion on the main idea (when different perspectives are valid) in a grade 9-level continuous text and use prominent evidence from the text to justify that opinion	R3.2.1_M	Give an opinion (when different perspectives are valid) about a grade 9-level continuous text and use prominent evidence from the text to justify that opinion	R3.2.1_E	Identify evidence from a grade 9-level continuous text to support a given opinion that is contrary to expectations (when different perspectives are valid)
R3.2.2_P	N/A	R3.2.2_M	Evaluate the conclusion presented in a grade 9-level information text where the conclusion is clearly stated	R3.2.2_E	Evaluate the conclusion presented in a grade 9-level information text where the conclusion is less clearly stated

R3.3: Evaluate the status of claims made in a text

R3.3.1_P	Distinguish between factual information and opinion (as presented) in a grade 9-level continuous text when the clues are prominent	R3.3.1_M	Distinguish between factual information and opinion (as presented) in a grade 9-level continuous text	R3.3.1_E	Distinguish between factual information and opinion (as presented) in a grade 9-level continuous text and use evidence to justify
R3.3.2_P	N/A	R3.3.2_M	Recognize signs of credibility in a grade 9-level continuous text presented in digital format or on social media when the clues are prominent	R3.3.2_E	Recognize signs of credibility in a grade 9-level continuous text presented in digital format or on social media when the clues are less prominent

R3.4: Evaluate the effectiveness of a text

R3.4.1_P	Evaluate the effectiveness of the choice of features (e.g., images/graphics, paratextual features, and vocabulary) when these are used in a highly conventional way in a grade 9-level continuous text	R3.4.1_M	Evaluate the effectiveness of the choice of features (e.g., images/graphics, paratextual features, and vocabulary) when these are used in a conventional way in a grade 9-level continuous text	R3.4.1_E	Evaluate the effectiveness of the choice of features (e.g., images/graphics, paratextual features, and vocabulary) when these are used in a less conventional way in a grade 9-level continuous text
----------	--	----------	---	----------	--

GLOSSARY

Term	Definition
Across a paragraph	The information sought is located in two or more places within a single paragraph, but not in consecutive sentences. The reader must retrieve, and in the case of intrerpreting information, connect information from the different places in the paragraph in order to answer the question.
Across consecutive sentences	The information sought is located in two sentences that are next to each other in the text. The reader must retrieve, and in the case of intrerpreting information, connect information from both sentences in order to answer the question.
Across one or more paragraphs	The information sought is located in two or more places within a single paragraph or in two or more paragraphs. The information is not in consecutive sentences. The reader must retrieve, and in the case of intrerpreting information, connect information from the different places in the paragraph(s) in order to answer the question.
As presented	Readers are often asked to evaluate factual information in a text or to distinguish between what is factual and what is an opinion. Since the reader is unlikely to have access to materials to check help them 'factcheck' during an assessment, they have to identify clues to determine which elements of the text are intended to be read as fact and which as opinion.
Chronological order	Actions, events, or steps presented in the order in which they occurred in time, meaning the event that happened first appears first, the second one next, etc. Sometimes this is also referred to as linear order.
Common (including less common and very common)	Words, expressions, symbol-sound/fingerspelling or symbol-morpheme correspondences that are common are those that students know, either because teachers have taught them, explicitly, in the classroom and they appear often in texts, or because students use, hear, or see them frequently inside or outside the classroom. "Very common" words, expressions, and symbol-sound or symbol-morpheme correspondences are those that are formally taught by teachers early in the school year because they appear very frequently in texts and oral/signed communications. They are also usually words that students use, see, or hear regularly in their everyday interactions inside and outside the classroom. "Less common" words, expressions, and symbol-sound or symbol-morpheme correspondences are those that teachers may or may not have taught explicitly, but that are not frequently used in the class interactions or in texts. Students do not generally use, see, or hear them inside or outside classroom. What constitutes very common, common or less commonwords depends on the context. What is a very familiar word for grade-2 students in one context may be an unfamiliar word for grade 2 students in another context.

Term	Definition
Competing information (including limited and a lot of competing information)	Information in a text that is similar in one or more respects to the information targeted by the question and, hence, may be mistakenly identified by the learner as the target information. The a lot of competing information in a text, the more difficult it can be for a learner to identify the target information. Limited competing information means there is very little information that could confuse a reader, or the information is not prominent in the text. a lot of competing information means that there is more information in the text to confuse the reader, and/or that information is more prominent. For example, if the text is "Niry went to the store. She bought bananas. The potatoes were too expensive, so she bought yams instead." and the question is: "What did Niry buy at the store?" The answer has limited competing information, namely the fact that three items are named, but Niry only bought two. It is also important to note that the competing information may be in the text itself, or it may be in the prior knowledge the reader brings to the task. An example of the latter is a reader reading a passage on dwarf sharks who is under the impression that all sharks are large. That reader brings competing background information to the reading task that may confuse their understanding of the passage. This would be considered some competing information or just "competing information."
Conclusion	A judgment or decision based on information implied or inferred in written text or spoken/signed communications.
Continuous text	Texts are formed by sentences organised into paragraphs. Examples of continuous texts include newspaper reports, essays, novels, short stories, reviews, and letters (PISA 2018 Reading Framework).
Country standards for fluency	Country expectations for how quickly and accurately a student in a given grade-level should be able to decode a grade-level continuous text in a given language. Minimal fluency standards should be evidence-based, language-specific and reflect the minimal level required to read with comprehension in the language of instruction. These expectations should vary by grade, language, and possibly context. Expectations should be documented through country content or performance standards.
Direct- or close-word matching	The words used in the question are the same as or close to those used in the text needed to answer the question. An example of direct-word matching is a sentence that reads: "Ali eats a banana." and the question is: "What is it that Ali eats?" Both the text and the question in this case use the words, "Ali," and "eats." An example of close-word matching is a sentence that reads "Abdul eats apples" and the question is: "What does Abdul eat?". The reader can locate the answer by matching the verb "eat" in the question with the verb "eats" in the text. The two words are a close but not direct match. Close matches generally involve differences in verb tenses or singular/plurals.
Explicit information	Information that is clearly, plainly stated in a text; no inferences are needed.
Expressions	See the definitions for "idiomatic expressions" and "figurative expressions" below.
Familiar words	A word that is familiar to most learners at the grade, that they have heard, seen and used in class or outside of class. The term "familiar words" is often used synonymously with "common" words.
Familiar words used in unfamiliar ways	When a familiar word is used in a way that is not familiar to students, it becomes an unfamiliar or unknown word. For example, students may understand the meaning of the word "train" when it is used as a noun (e.g., The team took the train to the meet.) but not when it is used as a verb (e.g., The team trained hard for the meet.)

Term	Definition
Features used in a conventional way	Paratextual features the learner is familiar with as they are often used in texts at this grade-level (e.g. conventional graphs, tables, and diagrams; illustrations or photos used in a way that has become familiar to learners at this grade-level; recognizable formatting and text features).
Features used in a highly conventional way	Paratextual features with which the learner is very familiar as they are widely used in texts at this or the previous grade-level (e.g., very conventional graphs, tables, or diagrams; very traditional formatting; basic text features like titles, headings, bold, italics, illustrations, photos, etc. used in a very traditional way).
Figurative expressions	Descriptive phrases and sentences used to convey a message that means something other than what is literally being said. Similes (comparisons between two unlike things using the words "like," "as" or "than"), metaphors (direct comparisons without using the comparative words "like" or "as"), oxymorons (descriptions using two opposite ideas to create an effective description), and hyperbole (an over-exaggeration used to emphasize an emotion or description) are all types of figurative expressions, among others. Examples include, "She is as busy as a bee," "He is a shining star," "The loud silence of night, kept him awake while camping," and "I'm as cold as ice."
General topic	What the text is about; generally stated as a single word or phrase. For example, a text passage might be about "sharks" or "a boy who lost his homework."
Grade-level (connected) text	A text that meets country standards for appropriate length and complexity of a text for the grade-level. More details about grade-level continuous texts are included in section of the GPF on text complexity .
Grade-level word	A word that is taught at the respective grade-level in the country of interest or that students at that grade-level are expected to know and understand.
Idiomatic expressions	A groups of words with an established meaning unrelated to the meanings of the individual words. Idiomatic expressions are usually specific to languages and contexts. Some common English idiomatic expressions are "It's a piece of cake," which is used to mean "It's easy" not that it is actually a piece of dessert, and "Hold your tongue," which means "Be quiet," not to literally hold one's tongue with one's hand.
Implicit information	Information that is Implied or suggested, but not clearly stated. Learners understand the information through use of other clues in the text.
Inferences (including simple inferences)	Information that is not directly stated in the text. The reader/student must draw on their prior knowledge of a topic and relevant clues in the text (words, images, sounds) to understand the information. A simple inference is one that requires limited background information and experience and only involves connecting two pieces of information. For example, given a passage about a girl falling asleep during dinner, a learner should be able to identify how that girl is feeling--tired.
Information text	A non-fiction continuous text that gives information about a particular topic, for example: Ancient Egypt, recycling, or volcanoes.
Main Idea	The primary point or concept that the author wants to communicate to the reader in a text or a paragraph. To identify the main idea, one can ask, "what is being said about the person, place, thing, or idea?"
Metaphors	A figure of speech that describes an object or action in a way that isn't literally true, but helps explain an idea or make a comparison. Metaphors involve direct comparisons without using the comparative words "like" or "as." For example: The calm lake was a mirror.

Term	Definition
Morpheme-sound correspondences	A morpheme is the smallest unit of meaning that cannot be further divided. So, a base word might be a morpheme, but a suffix or prefix or root also represents a morpheme. For example, the word red is a single morpheme, but the word unpredictable is made of the morphemes un + pre + dict + able. In some languages, there is not a one-to-one correspondence between morphemes and the sounds they make. Instead, the same morpheme may make more than one sound, or a single sound can be represented by multiple morphemes. In those languages, it is best to refer to the sound-morpheme correspondence.
Morphemes	The smallest unit of meaning that cannot be further divided. A base word might be a morpheme, but a suffix, prefix, or root also represents a morpheme. For example, the word red is a single morpheme, but the word unpredictable is made of the morphemes un + pre + dict + able.
Non-continuous text	Non-continuous texts are organised differently than continuous texts. Examples of non-continuous text objects are lists, tables, graphs, diagrams, advertisements, schedules, catalogues, indices, and forms (PISA 2018 Reading Framework).
Opinion	Attitudes or judgements about a text that cannot be proven right or wrong.
Prominent (including less prominent and more prominent)	Standing out so as to be seen easily; conspicuous; particularly noticeable. For example, information included in the first sentence or title of a text or that is repeated often throughout a text is generally thought to be very prominent.
Purpose	The reason the author has written the text.
Similes	Comparisons between two unlike things using the words "like," "as" or "than." An English example is: "She is sweeter than honey."
Symbol-sound/fingerspelling correspondences	Connecting a sound or sign to the letter or symbol that makes that sound/sign. The appropriate sound-symbol correspondences for each grade for the language should be determined by the country since the requirements between languages will be very different given the different writing systems. Countries should refer to their national content and performance standards to identify appropriate sound-symbol correspondences for each grade-level, or if they do not have standards, they should refer to the grade-level curriculum.
Synonymous-word matching	The words used in the question are synonyms of the words used in the text. For example, the text reads: " <i>Ali loves bananas. He eats them every day</i> " and the question is "What does Ali like?" In this example, the synonyms are "loves" and "like."
Unknown words	A word that students do not know the meaning of, although its meaning can be inferred by examining clues in the text or in the word itself (in the case of words composed of morphemes and root or base words). It should be accessible to students at the relevant grade but likely has not been taught in the classroom.
Within a single sentence	All of the information sought can be found in a single sentence.

APPENDICES

APPENDIX A: GPF TEXT COMPLEXITY CONTINUUM AND EXAMPLES

DOCUMENT DESIGN

The main purpose of this document is to describe a continuum of text complexity from the start of primary to the end of lower secondary in order to support the interpretation of the Global Proficiency Framework Reading proficiency indicators and the Sustainable Development Goal (SDG) 4.1.1 and in particular the minimum proficiency levels (MPLs) given in indicator 4.1.1.

SDG Goal 4.1 By 2030, ensure that all girls and boys complete free, equitable and quality primary and secondary education leading to relevant and Goal-4 effective learning outcomes

Indicator 4.1.1 Proportion of children and young people: (a) in grades 2/3; (b) at the end of primary; and (c) at the end of lower secondary achieving at least a minimum proficiency level in (i) reading and (ii) mathematics, by sex

The Global Proficiency Framework (GPF) for Reading breaks reading into domains, constructs, sub-constructs and descriptors within each domain. The framework describes proficiency in terms of ‘partially meets’, ‘meets’ and ‘exceeds’ for each descriptor at each grade from Grade 1 to Grade 9. The distinctions between the grade levels are heavily reliant on references to ‘grade-level texts’. Accordingly, it is essential to provide some definition of grade-level texts. This paper aims to support that definition by describing a continuum of text complexity, and examples of texts at designated grade levels. In this context, the term ‘text’ applies to written or printed artefacts, whether paper-based or digital, that comprise language arranged in sentences and paragraphs (continuous texts) or other meaningful structures such as lists, tables or labelled diagrams (non-continuous texts). While Grade 1 is included in the GPF, it is not included in this description of text complexity because the Grade 1 focus is on single words, rather than longer continuous or non-continuous texts.

A CONTINUUM OF TEXT COMPLEXITY

Many factors

Evaluating text complexity requires complex judgments based on consideration of many factors that can make reading a text with comprehension more or less difficult. The text itself – the length, the structure, the vocabulary, the extent of the challenge involved in interpretation – need to be considered. The student’s context also matters, as what is familiar, whether through formal teaching or through general background knowledge, influences the extent to which learners will find it easier or harder to understand the text.

In this document, broad guidelines are provided about key factors that affect the complexity of a text at various grade levels. Sample texts are offered for illustration.

Grade-appropriate

The assumption is that a grade-appropriate text is one that most learners in that grade would be able to read independently and largely understand. That is, they would understand the main ideas and important details, but may not understand every aspect of the text. (Note that in the early years of school, learners’ aural comprehension will be considerably more advanced than the texts they are able to read independently.) For text complexity to be reflected in assessment results, the items must address the main ideas and important details, so that student understanding of the overall text is assessed. A further important

assumption is that, in general, the complexity of the text will be reflected in the difficulty of the items: that is, simple texts will support easy items and complex texts will have items that require learners to think carefully about the meaning of the text.⁴

On-balance judgments

As texts become more complex, the factors that affect how difficult the text is to comprehend also become more complex. This is not a uniform trajectory. The overall complexity of a text must be an on-balance judgment, based on consideration of the interplay of all of the factors mentioned above, including the learners' context.

The intention in this paper is to describe the key factors that affect complexity when these are relatively evenly balanced within a text. This helps to support differentiating text complexity between grade-levels, but many texts may not exhibit such even balance, especially as texts become more complex. Some factors in a text may be easier than those suggested at a grade level and others may be harder. An on-balance judgment is required about where the text best fits.

The intention here is also to describe and illustrate an average text that sits within a designated grade and would be considered on balance, too easy for most learners in the grade above and too hard for most learners in the grade below. An average text is positioned, as much as possible, in the middle of a continuum of text complexity for a grade. There is no hard boundary between grade levels for text complexity, and there will be many texts that are borderline and fall into grey areas of being possibly suitable for many learners in two adjacent grades. Some parts of a text may be simple and some parts more complex. Considered judgements are required about overall complexity and the extent to which this is appropriate for most learners in a given grade.

Continuum and MPLs

There are many clear differences between a grade 2-level text, a grade 3-level text and a grade 4-level text, making it reasonably straightforward to describe and differentiate texts at each of these grades. However, it becomes increasingly difficult to make fine, between-grade-level distinctions above Grade 4. From Grade 5 on there is an increasing number of ways in which each of the factors that affect complexity (for example, length, familiarity of content or vocabulary) might be made more challenging and the interplay of factors also becomes more complex. The wider range of text types that learners are expected to encounter as they become more proficient readers also makes comparisons of text complexity more challenging. It is more meaningful to make broader distinctions. Accordingly, because the focus of the MPLs is on Grades 2/3, end of primary (typically Grade 6) and end of lower secondary (typically Grade 9), this document focuses on the factors that affect text complexity at Grade 2, Grade 3, Grade 6 and Grade 9. Sample texts at these levels are described in terms of the key factors affecting text complexity. Additional texts are located along the continuum – at the intermediate grades, Grades 4 and 5, and Grades 7 and 8 – but no descriptions of the factors affecting text complexity are provided for these grades. The intermediary grade texts have been ranked based on on-balance judgments.

Making comparisons

Ranking through pairwise comparison of texts is strongly recommended as a strategy to support allocating a text to a grade-level of complexity.

⁴ It should be noted that this is not always the case, and indeed in some assessments part of the design is to include items with a range of difficulty that are based on a single text. This allows learners with low reading skills and learners with strong reading skills to demonstrate the extent of their proficiency.

A new text can be compared with sample texts at a grade level within this document, making a judgment each time, about whether the new text is harder or easier than the sample texts. If it is generally harder than the texts at one level, the new text can be compared with texts at the next level and so on, until an appropriate position is identified in the continuum of complexity.

CONTEXT RELEVANCE

This document is intended to provide guidance about determining text complexity with the important caveat that guidance should always be adjusted according to the language and context.

Text length, which is of critical importance in Grades 2 and 3, is only specified approximately. An indicative word count is given in English on the understanding that languages with longer words may adopt a shorter word count. Similarly, where a sentence count is given, this is on the understanding that more very short sentences, or fewer longer sentences, might also be appropriate. The sample texts provide guidance about the scope of the content that is expected to be covered in a grade-level text.

Familiarity is of critical importance at all grades. Content, structure and vocabulary should be very familiar at lower grades, and the degree of familiarity will depend on what has been taught as well as personal experience, at home and in the local community. As texts become more complex, most factors start to become less familiar. Again, what 'less familiar' means will depend on what has been taught and what most learners are likely to have encountered outside school.

In some languages – languages with 'transparent orthographies' – there is a consistent relationship between graphemes and phonemes (that is, a given sound in the language is always represented by the same written symbol). Children who are learning to read in their mother tongue in such languages will be able to understand written language sooner and more easily than children in other circumstances. These 'other circumstances' can take a variety of forms. In diglossic languages, languages with large symbol sets, character-based languages and languages with deep orthographies, the words learners are able to read with understanding may depend on what they have been taught. This also applies in contexts where the school language is not the home or community language of the learners. The words that are used in grade-appropriate texts should be limited to words that learners have been taught to recognise and understand, or that they should be able to decode and understand.

GRADE 2

TABLE 1: GENERAL FEATURES OF GRADE 2-LEVEL TEXTS

Feature	Scope	Elaboration	Contextualisation
Length	Very short	A few sentences: approximately 20-30 words in English.	Fewer words in agglutinated or highly synthetic languages
Familiarity	Very familiar	Everyday experiences, events and objects that are likely to be familiar to the learners.	Context dependent
Predictability	Medium	Context or setting is familiar and somewhat predictable but includes details that cannot be predicted to ensure that learners are required to make meaning from the text.	
Challenge	As little as possible	Little or no implied information, minimal competing information and possibly also supportive illustrations	
Text structure	Very simple	Familiar structure with a clear main idea, only one or two characters, few details.	
Vocabulary	Very common	Simple words that are likely to have been encountered often and typically describe concrete concepts; may include a highly-supported, uncommon word.	Depends on the transparency of the orthography and the language background of the learners
Sentence structure	Simple and common	Simple sentences or simple compound sentences that are commonly encountered.	Language dependent

TEXT TYPES AT GRADE 2

At Grade 2 texts are so short that they are mainly simple descriptions. Texts typically have a single character engaged in a simple action, or a very brief description of a single object or event.

A reading assessment is intended to measure reading comprehension, which means a set of questions about a text must require learners to read the whole text. It should not be possible for learners to use general or prior knowledge to answer any questions without reading the text, or to accurately predict the answers to most questions after reading the title, or the first line. Each question may be based on a small part of the text, but as a set, the questions should require learners to read all the text.

GRADE 2 EXAMPLE 1 INFORMATION (DESCRIPTION): VAN

Van is at school. He has new pencils.

Van draws a picture of a big tree with green leaves and red flowers.

Explanation: This extremely short text (22 words) describes a familiar activity of a child drawing a picture using very common words. There is one longer sentence which is a list of the things Van draws. There is minimal competing information; the colours of the leaves are predictably green and the flowers are red. There is a very simple implied connection that Van is using the new pencils to draw.

See appendix for sample Van items

GRADE 2 EXAMPLE 2 INFORMATION (DESCRIPTION): MAYA

My name is Maya. When I come home from school, I always sweep the yard. Then I have a snack. Mum likes having a nice clean yard.

Explanation: This extremely short text (27 words) describes a familiar short sequence of three events: coming home from school, sweeping the yard and having a snack using very common words. There is minimal competing information as a second person, Mum, is mentioned once. There is a simple, predictable implication that Mum will be pleased with Maya's work.

GRADE 2 EXAMPLE 3 INFORMATION: THE PIPPI

The Pippi



This is a shell. The shell is shut.
The animal that lives in this shell is called a pippi.



If you open the shell, you can see the pippi.

Explanation: This very short text (29 words) presents a simple idea about a familiar concept of a seashell (the text is not suitable for learners with no concept of a seashell). All the words are very common except for 'pippi'. However, this is the name of the animal and is strongly supported by the illustrations.

See appendix for sample Pippi items

GRADE 3

TABLE 2: GENERAL FEATURES OF GRADE 3-LEVEL TEXTS

Feature	Scope	Elaboration	Contextualisation
Length	short	Six or more sentences: approximately 60-80 words in English	Fewer words in agglutinated or highly synthetic languages; fewer sentences if long sentences are commonly used
Familiarity	Familiar	Common everyday experiences, events and objects.	Context dependent
Predictability	Medium	Context or setting is familiar and somewhat predictable, but includes details that cannot be predicted to ensure that learners are required to make meaning from the text.	
Challenge	Minimal	Limited competing information; simple implied information	
Text structure	Very simple	Familiar, straightforward structure; a clear main idea with some supporting details; logical progression	
Vocabulary	Very common	A range of words with familiar meanings that typically describe concrete concepts and some common abstract concepts; may include a highly-supported uncommon word	Depends on the transparency of the orthography and the language background of the learners
Sentence structure	Simple and common	A variety of simple sentence structures that are commonly encountered.	Language dependent

A reading assessment is intended to measure reading comprehension, which means a set of questions about a text must require learners to read the whole text. It should not be possible for learners to use general, or prior knowledge, to answer any questions without reading the text, or to accurately predict the answers to most questions after reading the title, or the first line. Each question may be based on a small part of the text, but as a set, the questions should require learners to read all the text.

TABLE 3: TEXT TYPES AT GRADE 3

Text type	Key elements of text type	Features at Grade 3
Stories	A problem is resolved.	The focus is on characters and how they resolve a dilemma. Typically ,any interactions are between two characters only, though there may be an additional minor character. Actions are limited and clearly related to a consequence.
Information (descriptions)	An event, location, lifestyle, daily habit, object, plant or animal is described.	The focus is on presenting an idea or an event rather than characters. Typically gives an account of a familiar activity, description of a familiar setting or simple factual information. Details are limited. Multiple people may be named, but they are not developed as characters.

GRADE 3 EXAMPLE 1 STORY: THE MANGO

Abdul was walking home. It was a hot day and Abdul was cross. He was feeling tired and hungry. He sat down under a big mango tree. It was nice and cool, so he fell asleep. Suddenly a big mango fell on him and woke him up. Abdul ate the mango. Now he was happy.

Explanation: This is a short text (55 words) of 8 sentences that uses common words. The setting of walking along on a hot day should be familiar to most learners, even those from cool climates.

In this story, Abdul’s problem is that he is hot, tired, hungry and cross. The consequence is that he lies under a cool tree to sleep. His problem is resolved when a mango drops on his head. This is a simple, straightforward story with a single character. While the outcome, Abdul’s happiness, might be predictable, the way the outcome happens is not.

The character’s name, gender and the kind of fruit tree can be changed to make them familiar to learners.

See appendix for sample Mango items

GRADE 3 EXAMPLE 2 STORY: TADALA’S DEED

One day Tadala found a bag and he picked it up. He took the bag to the village chief. The next week the chief called Tadala to come speak with him. The chief told him that the woman who owned the bag was very thankful that Tadala had returned the bag. The chief gave Tadala a football and a box of oranges from the woman, to say thank you. Tadala loved football. He was so happy he had found the bag.

Explanation: This is a short text (76 words) and 7 sentences that uses common words. The context of finding and handing in a lost article should be familiar to learners, as should be the idea of being rewarded for providing assistance.

In this story, the problem is that Tadala finds a bag which he gives to the chief. As a result, he receives an unexpected reward. This is a simple, straightforward story. While the outcome of Tadala being rewarded in some way for doing the right thing might be predictable, the nature of the reward is not.

The character's name, and the gifts given as a reward can be changed so that they are familiar... The village chief can be changed to an appropriate person to manage lost property. The gender of the characters can also be changed.

GRADE 3 EXAMPLE 3 STORY: THE FOX AND THE GRAPES

A proud young fox saw some grapes hanging over a fence. They looked delicious.

'I am strong. I will get some grapes,' said the fox. He jumped up, but it was not high enough. He jumped again, and again. Then the fox heard a donkey laughing.

'You were boasting and now you look silly,' said the donkey.

'I don't want those grapes,' said the fox. 'They look horrible.'

'You are only saying that because you cannot get them', said the donkey.

Explanation: This is a short text (81 words) with 11 sentences including some very short sentences. There are two less common words, 'laughing' and 'boasting', that are supported in context and are also predictable. The context should be familiar to learners.

In this story, the problem is that the fox wants some grapes and boasts that he is strong enough to jump up and get them. The fox fails and a donkey laughs at him. The reason for the donkey's amusement and the fox's consequent change in attitude is explicitly stated. There is a clear implication that the fox is humiliated or embarrassed. This is a straightforward, familiar interaction between two characters, with details that are specific to this story.

The kinds of animals and the kind of overhanging fruit can be changed so that they are familiar to learners.

GRADE 3 EXAMPLE 4 INFORMATION (DESCRIPTION): GRASS

Grass grows in soil. It grows quickly with water and warm sun. Grass cannot grow on bare rock, but it can grow in cracks in the rock. This happens when the wind or rain fills the cracks with soil. Grass seeds that are blown in the wind can land in the cracks filled with soil. If the seeds get warmth and water, then grass will grow in these little pockets of soil.

Explanation: This is a short text (72 words) with six mainly longer sentences. Most of the vocabulary is common. learners should be familiar with the idea of soil, even if they are not used to reading this word.

This is a simple description of how grass can grow in the cracks of rocks. Grass is likely to be a familiar plant for all learners, but the detail about how the soil and seeds get into the cracks of rocks is unlikely to be prior knowledge. learners may not realise that water and warmth are also essential for the grass to grow.

It should not be necessary to modify this text for different contexts.

GRADE 3 EXAMPLE 5 INFORMATION (DESCRIPTION): ALIYAH

My name is Aliyah. I live in the mountains with my family. In the summer, we take our sheep up to the mountain meadows where there is lots of grass for them to eat. We all have strong legs from walking up and down the steep mountain tracks. During the cold winter months, the sheep stay in the shed to keep warm. Ice makes the tracks slippery. I play sliding games with my brothers and sisters on the icy tracks. We have fun.

Explanation: This is a short text (83 words) with eight sentences. Most of the vocabulary is common. 'Meadows' is supported by the context and learners should be familiar with the base words 'slip' and 'slide' even if they have not read 'slippery' and 'sliding' before.

This is a simple description of Aliyah's life in the mountains. There is a simple contrast between life with the sheep in the summer and the winter, and a brief description of how the mountain tracks make legs strong and are used for playing a game.

The text is appropriate for learners with some understanding of cold weather and ice, even if they have not experienced this kind of weather themselves. The name and gender of the person providing the description can be changed.

GRADE 4

Grade 4 texts are typically slightly longer than Grade 3 texts and contain more detail. However, greater complexity in one factor may be balanced by less complexity in another. For example, a shorter text may contain some less familiar content, or some less common vocabulary.

GRADE 4 EXAMPLE 1 STORY: THE ACCIDENT

Than was walking down the stairs at home when he slipped. He fell all the way to the bottom. When he looked at his leg, he could see it was bent up in a strange position.

Mum came running. She touched Than's leg very gently, but it still hurt him. There was no blood, but his ankle was swelling up fast.

'Ring the ambulance,' Mum called to Dad.

Mum and Dad sat with Than on the stairs while they waited for the ambulance to arrive. Dad told Than not to move in case he made it worse.

Explanation: This text is only slightly longer (97 words) than the Grade 3 texts, but it has more complexity. It includes less common vocabulary: 'position', 'ankle', 'swelling', 'ambulance' and 'worse'. learners need to know the meaning of most of these words as there is only limited contextual support.

In this story, Than has badly hurt his leg. His parents respond by providing comfort and calling the ambulance. There are three characters who all interact with each other, and a sequence of four events: Than falling, Mum coming, Dad ringing the ambulance and then the three characters waiting on the stairs. Most of the ideas are explicit, but some simple ideas are implied, such as that Than has broken his leg, or damaged his ankle.

The names and genders can be adjusted for context and the ambulance can also be changed to a contextually appropriate health care vehicle or person.

GRADE 4 EXAMPLE 2 STORY: NOGA THE SMALL GIRL

Noga is the smallest girl in her class. Noga does not like being small.

Her mother tells her not to worry. "It's ok to be small," she says. But Noga does not think it is ok to be small.

One day, when Noga is out walking, she hears a chirping sound coming from a small hole in a tree. Noga crawls into the hole and sees a baby bird.

Noga gently picks up the bird.

She crawls out of the hole and gently places the bird onto a branch of the tree. The bird chirps happily.

“How lucky that I was walking past, and not some big kid,” Noga thinks. She smiles and walks home. She keeps smiling the whole way home.

NOTE: This text can also be used for G3 aural comprehension

Explanation: This text is considerably longer (122 words) than the Grade 3 texts, but it is straightforward. It includes some direct speech. Most of the vocabulary is common, with ‘worry’ and ‘chirps’ both supported by the context and predictable.

Noga’s problem is her small size, but she discovers there are benefits. Noga is the main character and only has one interaction with Mum. There is some detail in a simple sequence of three events: Noga hears the bird, crawls into the hole to get the bird and puts the bird on a branch. There is one clearly implied idea about why Noga is happy at the end.

GRADE 4 EXAMPLE 3 INFORMATION: THE DWARF LANTERN SHARK

Are you afraid of sharks?

Some sharks are harmless. The Dwarf Lantern Shark cannot hurt you. You might think sharks are large but this one is not. It is so small you can hold it in one hand.

Another unusual thing about Dwarf Lantern Sharks is that they glow in the dark. They live at the bottom of very deep oceans. There is no light where they live. They make their own light.

Explanation: At 73 words, this text is no longer than a typical Grade 3 text, but it contains less familiar information, and the information is contrary to expectations (and therefore surprising), so is likely to present more of a challenge to the reader. There is some less familiar vocabulary, with the meaning of ‘harmless’ and ‘glow’ being strongly supported in context.

This text should not require adjusting for context. learners should be familiar with the idea of a shark, but learners are not expected to be familiar with the details about the Dwarf Lantern Shark. The concept of light and darkness should also be familiar to all.

GRADE 4 EXAMPLE 4 INFORMATION: ANIMALS IN NATURE

In nature, certain animals eat other animals. These animals are called predators. The animals that predators eat are called prey. Prey do not want to be eaten. So, they have found many ways to avoid being eaten!

Animals like the porcupine have sharp spikes on their bodies to keep predators away.

Animals like spiders and snakes bite poison into their predators. This hurts or kills predators.

Animals like chameleons and octopuses use camouflage so that predators cannot see them.

Animals like gazelles and wildebeest can run fast to get away from predators.

Sometimes prey are lucky and do not get caught and other times, they are eaten. This is how nature works.

NOTE: This text can also be used for G3 aural comprehension

Explanation: This text is longer than Grade 3 texts (110 words) and contains a significant amount of information. The concepts of 'prey' and 'predator' may be unfamiliar, but they are explained at the beginning of the text. There is a large amount of detail in comparison with a Grade 3-level text.

This text refers to several kinds of animals, some of which are likely to be familiar and some less familiar to learners. It is important that some animals and their behaviour are unfamiliar, as learners should not be able to answer the questions based on prior knowledge. If necessary, some less familiar animal examples may need to be used

GRADE 5

Texts may be of varying lengths and are mainly narrative (stories) and informational. Some instructional texts may also be used. Simple non-continuous texts such as lists and tables are introduced at this level. There may be some non-conventional genre elements in the texts.

Narrative texts include details such as some limited character development, or a simple description of the setting. Information texts may include basic paratextual features: for example, subheadings, or captions.

Vocabulary includes a wide range of familiar words describing concrete concepts and abstract concepts as well as less familiar words where the context strongly supports the meaning. For example, a common technical or discipline-specific term may be used where the meaning can be inferred from prominent clues.

GRADE 5 EXAMPLE 1 INFORMATION: THE GIANT COCONUT CRAB

The Giant Coconut Crab lives in Asia. It looks the same as any small crab you might see in a rock pool at the beach, but the Giant Coconut Crab can grow to nearly one metre wide. Take one really big step. That is how big this crab can grow, from its legs on one side to its legs on the other side!

The Giant Coconut Crab eats fruit, seeds and nuts. It can climb coconut palms and pick the coconuts. It uses its strong front claws to make a hole in the tough coconut shell and then it eats the fruit inside.

It has a very good sense of smell, which helps it to look for food at night. Sometimes, it picks up shiny things that someone has dropped, like a silver watch or sparkly jewellery, and takes them away.

Giant Coconut Crabs can live for up to 40 years. Their only enemy is people who like to catch and eat them.

The Giant Coconut Crab is sometimes also called the 'Robber Crab' or 'Palm Thief'.

Explanation: This is a longer text, at 177 words, with a significant amount of information and detailed description. There is some variation from the conventional objective style of an information text (in the second half of the first paragraph: 'Take one really big step ...'), which may introduce a challenge to the student reader. Most of the vocabulary is common with, 'enemy' supported in context. The structure of an information text that describes an unfamiliar animal in terms of location, size, food and other features should be familiar to learners. There is one implied idea about the reason for the alternative names of 'Robber Crab' or 'Palm Thief'.

This text is suitable for learners who are familiar with the crab as an animal, but do not know the details about this particular type of crab. Learners do need to be familiar with a coconut and a coconut palm tree. A simple, labelled illustration of a coconut palm with coconuts would be appropriate if learners are likely to require support.

GRADE 5 EXAMPLE 2 INFORMATION: SALT

Salt is something we use every day. You probably eat it in your food to make it taste better. But did you know that salt is important in many other ways?

Salt is very important for your body to work. Your body uses salt to make your muscles move and to help your blood flow. Salt also helps your body use the food you eat. If you have too little salt in you, you may feel dizzy and tired. But, watch out, too much salt can also make you sick!

Salt is also used for cleaning. Some people use it to clean away soot from chimneys or mix it in water to clean burned pots and pans.

Salt is also used to keep food from spoiling. For example, you can add salt to fresh meat or fish to dry it out so it will keep it to eat later.

Salt has many uses and is important for people to survive!

NOTE: This text can also be used in grade 4 for aural comprehension

Explanation: This is also a longer text (157 words) with a significant amount of information about the different uses for salt.

The structure of the text as a list of different uses should be familiar. Most of the vocabulary is common, but learners need to know words like 'muscles', 'flow', and 'dizzy' as there is minimal support. Also, learners who do not know the word 'chimneys' are unlikely to know, or be able to work out, the meaning of 'soot'. The meaning of 'survive' is supported by the context. There are no implied ideas.

Learners should be familiar with salt and most of the contexts in which salt is used. It may be appropriate to change the example of cleaning soot from chimneys to a more familiar context for some learners.

GRADE 5 EXAMPLE 3 STORY: CHIUMBO AND THE GOATS

Every day Chiumbo took the goats out to find new grass. At night he brought them home again. Every day was the same.

One day Chiumbo was so bored that he fell asleep. The goats started walking off down the road, but an old man saw them. He brought the goats back and woke Chiumbo up. 'Thank you, old man,' said Chiumbo.

The next day Chiumbo fell asleep again. An eagle saw Chiumbo and flew down hoping to have a baby goat for dinner, but all the other birds made so much noise they woke Chiumbo.

'Thank you, birds,' said Chiumbo as he waved a big stick to frighten the eagle away. 'This is good,' said Chiumbo, 'I can sleep every day.'

The next day Chiumbo was asleep in the grass when a thief crept up and stole two of Chiumbo's goats. When Chiumbo finally woke up, he searched and searched but he could not find the missing goats. Chiumbo was very frightened.

When he got home, his father was waiting. Chiumbo told his father the truth straight away and said that he was very sorry.

'Have you learned your lesson now?' his father said angrily. Then he added, 'You are a very lucky boy. A policeman caught the thief and so we've got our two goats back.'

And after that, Chiumbo became the best goat minder in the village.

NOTE: This text can also be used in grade grade 4 aural comprehension

Explanation: This is a considerably longer text (229 words), but it has a simple, repetitive structure and most of the ideas are explicitly stated. The vocabulary is mainly common with 'frighten' 'crept' and 'truth' supported by the context.

There is one main character and multiple minor characters, but the story itself is simple. Chiumbo sleeps and his goats are saved first by the old man and then by birds, but the third time the goats are stolen. Chiumbo confesses his crime of sleeping on the job, the policeman rescues the goats and Chiumbo learns his lesson.

The name and gender of the main character and the kind of animals being herded can be changed and the policeman can also be changed to a contextually appropriate law and order enforcement person.

GRADE 5 EXAMPLE 4 PROCEDURAL: ORANGE AND CARDAMOM FRUIT SALAD

Ingredients

4 oranges

1/2 cup of raisins

1 tablespoon of honey

1/2 a teaspoon of cardamom powder (a spice)

Instructions

1. Peel 3 oranges. Cut into slices and put in a bowl.
2. Pick over the raisins to remove any stalks and add to the bowl.
3. Put the juice of one orange into a saucepan with the cardamom. Stir over a gentle heat for 5 minutes.
4. Pour the hot sauce over the fruit in the bowl and mix gently.
5. If you don't eat it immediately, keep it cool.

Explanation: This non-continuous text is in the form of a recipe. It has two parts: a simple list (the ingredients) and a numbered list of steps in the procedure (the instructions). The subheadings, 'Ingredients' and 'Instructions' are paratextual features with a different print format. learners may not be familiar with cardamom, but it is enough that they are told it is a spice.

The main challenge is for learners to realise that only one of the oranges is juiced and the other two oranges are mixed with the raisins in the bowl. This aspect is implied. The ingredients could be changed according to local context, but the challenges in the process should remain the same and have some novelty for learners. The recipe is not suitable to use in contexts where it is so familiar that many learners can answer the questions based on prior knowledge.

GRADE 6

TABLE 4: GENERAL FEATURES OF GRADE 6-LEVEL TEXTS

Feature	Scope	Elaboration	Contextualisation
Length	Medium	Up to 300 words. Texts may be considerably shorter depending on the kinds of complexities that are included.	Fewer words in agglutinated or highly synthetic languages
Familiarity	Familiar	Generally familiar experiences and concepts, that may rely on direct personal experience or school-based learning.	Context dependent
Predictability	Medium	Context is familiar but detail of information is unfamiliar and possibly unpredictable (contrary to expectations).	
Challenge	Moderate	Some competing information, simple implied information	
Text structure	Simple, with some variation	Text types include continuous and non-continuous formats. May have some unconventional features or may be mixed in format (for example, combined continuous and non-continuous features).	
Vocabulary		Vocabulary includes a wide range of familiar words describing concrete concepts and abstract concepts as well as less familiar words where the context strongly supports the meaning. For example, the meaning of common technical or discipline-specific terms can be inferred from prominent clues.	Depends on the transparency of the orthography and the language background of the learners
Sentence structure	Varied	Some sentence complexity and a variety of sentence forms.	Language dependent

A reading assessment is intended to measure reading comprehension, which means a set of questions about a text must require learners to read the whole text. It should not be possible for learners to use general or prior knowledge to answer any questions without reading the text, or to accurately predict the answers to most questions after reading the title, or the first line. Each question may be based on a small part of the text, but as a set, the questions should require learners to read all of the text.

Complexity of content and format affect the text length. More complex content may be balanced by reduced word length. Non-continuous texts typically comprise fewer words than continuous texts conveying the same information.

TABLE 5: TEXT TYPES AT GRADE 6

Text type	Key elements of text type	Features at Grade 6
Narrative (stories)	A problem is resolved	The focus is on characters and how they resolve a dilemma. Interactions may be among several characters. Characters are developed so that motivation and emotional responses are clear, either explicitly or through low-level inference. Actions are clearly related to a consequence.
Information (descriptions)	An event, location, lifestyle, daily habit, object, plant or animal is described	The focus is on understanding an idea or an event rather than characters. Contexts have some degree of familiarity but with some unfamiliar content and some minor complexities. The information may be presented in continuous format (paragraphs) or in non-continuous format (for example, tables, lists, labelled diagrams.) Some familiar paratextual features may be used (e.g. captions, sub-headings).
Persuasive (arguments)	A point of view or opinion is presented.	The opinion is explicit or clearly implied. It may take the form of a single argument or several, short, contrasting arguments or opinions on the same subject.
Instructional (procedural)	A procedure or method of doing something is presented.	The format is conventional and familiar. It may be presented in continuous (paragraphs) or in non-continuous format (for example, numbered steps or a flow chart).

GRADE 6 EXAMPLE 1 INFORMATION: SEVAN TROUT

The Sevan trout only lives in Lake Sevan in Armenia. It has been in danger of becoming extinct for quite some time.

One reason is that about 50 years ago whitefish, goldfish and crayfish were put in the lake to provide more fish for people to catch and eat. The problem was that the new fish ate a lot of the food that the Sevan trout used to eat. Another problem was that more people came to the lake to catch the new fish and they also caught a lot of Sevan trout.

The government banned fishing in the lake and this has helped, but the fish are still endangered because there is often not enough water in the lake for them to breed. The water levels in the lake have dropped because farmers need the lake water for their crops and towns need water for industry and household use. We still need to find a way to save the Sevan trout.

Explanation: This text is a similar length (161 words) to ‘Salt’, the information text in Grade 5. The additional complexity here is the causal relationship between the main ideas. An initially good idea of putting more fish into the lake goes wrong for two different reasons. An attempt to rectify the problem is not successful for different reasons again. The text includes place names and nouns that are likely to be unfamiliar, but only need to be recognised as place names or the names of fish. ‘Endangered’ and ‘extinct’ are explained in context.

The structure of an information text as an outline of issues and problematic solutions may also be less familiar to learners. The idea of fishing and using water from a lake should be familiar to all, even if the location is not.

GRADE 6 EXAMPLE 2 STORY: SPOOKY HOUSE

Chang was feeling very cold and Lee was very tired. They needed somewhere to rest so they knocked on the door of an old house. The door slowly creaked open.

‘No-one lives here anymore. Let’s go in,’ whispered Chang.

‘How can you be sure?’ whispered Lee back.

‘The door wasn’t even locked!’ Chang said boldly. ‘You go first’ he added, pushing Lee forward.

The old door swung open with a groan. The bottom hinge fell off and hit a rock. The sharp sound made them jump. They slipped inside.

Through the dust, Lee could see the shape of a bed. He could hear the drip, drip of a leaky tap and something clattering on the iron roof above.

‘What’s that noise?’ said Lee grabbing Chang’s arm.

‘Probably just a bat or a bird or a ...’ his voice trailed off.

A strong gust of wind pushed the hanging door back and the loud scraping sound and made Lee jump again.

‘We might be warm and out of the wind,’ he hissed to Chang. ‘But I don’t like this place. It’s too scary.’

‘It’s better than being outside,’ Chang said bravely. ‘We are warm and we can rest until we are ready to walk again.’

Lee rubbed his tired feet and heard the howling wind outside. He decided that Chang was right.

Explanation: This is a longer text (221 words). Atmosphere and suspense are created through descriptive language and the dialogue between the characters. Some literary devices are also used to create mood: Chang’s unfinished sentence (‘...’) and repetition (the ‘drip, drip’ of the tap). The emotions of and relationship between the characters is enacted through direct speech and nuances of language (‘hissed’, ‘whispered’).

GRADE 6 EXAMPLE 3 INFORMATION (NON-CONTINUOUS): SEB’S DELIVERY SCHEDULE

Seb lives on a small island and owns a shop. Twice a day boats come to the island bringing goods for her to sell in the shop. This is what the boats bring her each day.

	Monday	Tuesday	Wednesday	Thursday
Morning	Fish	Fish	Fish	Meat
	Ice	-	Ice	Milk
Afternoon	Batteries	Fruit	Flour	Fruit
	Soap	Vegetables	Dried Beans	Vegetables
	Candles	Tea	Rice	Rice
	Rope	Coffee	Sugar	Candy

Explanation: Schedules and timetables are likely to be familiar types of non-continuous texts to learners at this grade level. This table is slightly more complex than a straightforward row x column structure, as there are two main ‘row’ categories (Morning and Afternoon) as well as the cells containing individual items brought by the boat each day. Some features of the organisation are implied only: non-food goods are only delivered once a week; perishable goods are only delivered in the morning; some goods are brought several times and others only once each week.

The content of the table can be adapted for local/cultural contexts, but the features described above should be retained to support inferential questions and questions about features of the content and structure of the table.

GRADE 7

Texts are of varying lengths, with longer texts typically being straightforward and shorter texts a little more complex. A range of familiar text types include narrative (stories), informational, persuasive and instructional texts are used at this grade level. A range of simple non-continuous formats includes tables, diagrams, maps and graphs.

Texts typically include several minor complexities such as unfamiliar content that is clearly explained, less common vocabulary supported in context, significant implied ideas, or a less familiar structure.

GRADE 7 EXAMPLE 1 STORY: THE HOLE

'I can see something shiny at the bottom,' said Samsur. 'Maybe it's a gold coin.'

'Don't be silly,' said Nazneen, peering into the hole. Her younger brother was always seeing things, creating objects out of nothing.

'Maybe it's a sword,' continued Samsur. 'Maybe a king buried a gold sword in the ground many years ago, and then forgot about it.'

'Maybe it's dirt, covered in dirt, covered in more dirt,' said Nazneen. 'It's just a hole, probably made by a wild animal.'

'You are wrong!' exclaimed Samsur. 'No animal could make a hole as big as this!'

'Well, if you are so sure this is not an animal's hole, perhaps you should climb down into it.'

Samsur began to turn pale. 'Erm ... No. I cannot go in the hole ... because ... I have a sore foot!'

Nazneen smiled; it had nothing to do with Samsur's foot. A big hole could mean a big animal.

'I have an idea,' she said, picking up a stone that lay beside her. 'I will drop this into the hole. If we hear a clink, there is treasure. If we hear a thud, there is dirt. If we hear a yelp, there is an animal.'

Nazneen dropped the stone and they heard nothing for a moment.

Then they heard a splash.

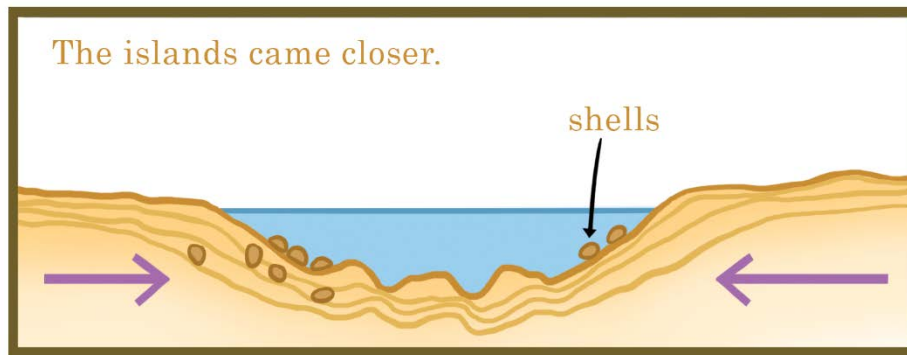
Explanation: This is a moderately lengthy story (218 words). The contrasting characters of the brother and sister and their relationship are strong elements, alongside the narrative development. The problem of the story – the mystery of what is in the hole – is the context for Nazneen and Samsur's character portrayal. The solution to the mystery is implied, not stated.

GRADE 7 EXAMPLE 2 INFORMATION: HOW SHELLS CLIMB MOUNTAINS

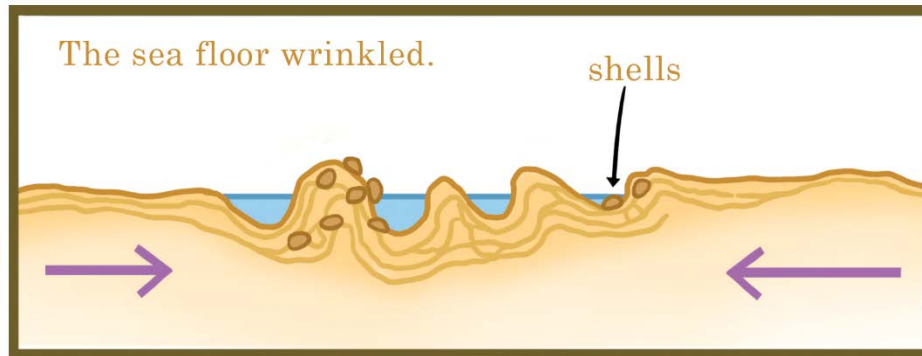
How shells climb mountains

People find shells at the tops of high mountains. The tallest mountain in the world has shells near the top, inside the rocks. But shells are usually found on a beach, or in the sea! How did they get from the sea to a high mountain top? Did a wind blow them? Did people move them?

This is what happened, a long time ago. There were two islands close to each other in the sea. Shellfish lived on the bottom of the sea between the two islands. Over a long, long time, the islands came closer together.



Closer and closer they came, and the sea floor between them got squashed. It wrinkled, like bed sheets, or fallen-down socks. Some of the sea floor wrinkles went up, and some went down. The shellfish were carried up or down on the wrinkles as the islands moved towards each other.



As the islands moved even closer, the sea floor wrinkles got much higher above the sea. Finally, the islands joined together and formed one large, new land. Some of the shells from the sea floor were now at the top of tall mountains!

Explanation: This mixed text, combining elements that are continuous (paragraphs) and non-continuous (labelled diagrams) is typical of textbook formats in subjects such as science and geography. The concepts of changes over long periods of time, and geological movements, are beyond everyday experience, as is appropriate for learners in lower secondary school. On the other hand, the language use is everyday rather than technical ('squashed', 'wrinkled, like bed sheets'), which should make the content relatively approachable.

GRADE 7 EXAMPLE 3 PERSUASIVE: DEAR UNCLE AND AUNTY

Dear Uncle and Aunty,

I hope this letter finds you well.

Five months have passed since I moved to the city to begin my training at a bank. I thank you both for helping me to have this chance. Next month my training will end and I will be free to look for work elsewhere. My training has been very useful, but I am now thinking of becoming a teacher instead of working in a bank.

As you know, I live in a large apartment block. There are many families with children. In my spare time I have been teaching reading and mathematics to some of these children, because the local school cannot find enough teachers for all the learners. I enjoy teaching very much. It makes me very happy to see the children improve each day and want to learn more. They become more confident and they share their new skills with their families.

The older children have also started helping the younger children. If every child in this apartment block can read and count well, I am sure they will all grow up to lead good lives for themselves and their families. Two sisters told me they want to work in a bank when they grow up!

Uncle, Aunty – I hope you can understand the reason now why I want to be a teacher. I am always grateful for your support.

Your niece,

Jenny

Explanation: This is a persuasive text, with the writer building a case to convince her uncle and aunt about a decision. She gives reasons that are both personal ('It makes me very happy' and outward looking ('they will all grow up to lead good lives') for wanting to change her career path. The reason that she needs to convince her uncle and aunt about the value of her decision is implied, rather than stated. (They gave her the opportunity to go to the city for training at a bank.) The degree of complexity of the text is created through its multiple implications and causal relationships among different elements.

GRADE 8

Texts may be somewhat longer and more complex than Grade 7 texts. Text types including narrative, informational, persuasive and instruction are used at this grade level. A range of non-continuous formats includes tables, diagrams, maps and graphs.

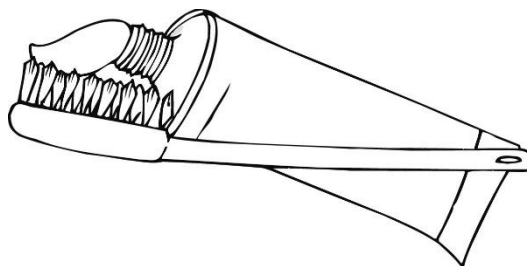
Texts typically include several minor complexities such as unfamiliar content that is clearly explained, less common vocabulary supported in context, significant implied ideas, or a less familiar structure.

GRADE 8 EXAMPLE 1 INFORMATION: BRUSHING YOUR TEETH

Do our teeth become cleaner and cleaner the longer and harder we brush them?

British researchers say no. They have actually tried out many different alternatives, and ended up with the perfect way to brush your teeth. A two minute brush, without brushing too hard, gives the best result. If you brush hard, you harm your tooth enamel and your gums without loosening food remnants or plaque.

Bente Hansen, an expert on tooth brushing, says that it is a good idea to hold the toothbrush the way you hold a pen. “Start in one corner and brush your way along the whole row,” she says. “Don’t forget your tongue either! It can actually contain loads of bacteria that may cause bad breath.”



OECD (2010), *PISA 2009 Results: What learners Know and Can Do: Student Performance in Reading, Mathematics and Science (Volume I)*, PISA, OECD Publishing, Paris, <https://doi.org/10.1787/9789264091450-en>

Explanation: Although this is a relatively short text (122 words) it has some implicit challenges. It presents several pieces of advice from various sources and contains contradictory points of view and elements that are contrary to expectations. The topic is an everyday topic, but the information is surprising and therefore will present some challenge to readers.

GRADE 8 EXAMPLE 2 INFORMATION (NON-CONTINUOUS TEXT - TABLE): COUNTRY FACT

Country fact file

	Afghanistan	Vietnam	Philippines	Nepal
Climate	arid to semi-arid; freezing winters and hot summers	tropical in south; monsoonal in north	usually hot and humid	subtropical in south; cool summers and severe winters in north
Geography	landlocked and mountainous	the fertile Mekong river delta covers a large part of south western Vietnam	made up of 7,107 islands	landlocked; contains eight of the world's 10 highest peaks
Main crops	wheat, fruits, nuts, wool, sheepskins	paddy rice, coffee, rubber, cotton; fish	sugarcane, coconuts, rice	rice, corn, wheat, sugarcane, milk
Typical exports (goods sold to other countries)	fruits and nuts, carpets, saffron	crude oil, marine products, rice, coffee, rubber, garments	electronic equipment, transport equipment, garments	carpets, clothing, leather goods
Wildlife	the Marco Polo sheep: it has the longest horns of any sheep	the saola (a kind of antelope): one of the world's rarest mammals	the Philippine Eagle: the largest eagle in the world	the one-horned rhinoceros: the world's fourth largest land mammal

Explanation: This table has a straightforward row x column format, but the information content is more complex than that shown in the example of a table presented for Grade 6. learners are only likely to have encountered this kind of information and several of the concepts at school or through wide general knowledge: a range of climatic and geographical conditions, for example. The term 'export' is explained but it may be a novel concept for learners at this stage of schooling. Comparisons and contrasts between the features of the four countries may be used as the subject of questions, as well as the individual content of each cell.

GRADE 8 EXAMPLE 3 STORY: LAZY RABBIT

Lazy Rabbit never did any work. He had not dug the fields for his wife to sow their vegetable crop. Finally his wife chased him out of their house and would not let him back. Lazy Rabbit thought of a plan.

He found Big Elephant and started to tease him. 'I'm so fast that you could never catch me,' he called out as he darted in between the elephant's legs and round and round his feet. Big Elephant was very bad tempered by the time he finally caught Lazy Rabbit's little white tail under his foot.

'Now, I'm going to stamp on you,' roared Big Elephant.

But Lazy Rabbit was thinking fast. 'You have to lift your foot to stamp on me and then I will run away,' cried out the crafty rabbit. 'We should have a competition to see who is the strongest. I will try to pull you into the sea. If I can't do it then I will lie here nice and still and you can stamp on me all you like.'

Big Elephant thought he would easily win, so he let Lazy Rabbit tie a red rope around his middle. Lazy Rabbit took one end of the red rope and ran through the forest to his fields and tied the red rope to his plough. Then he got another rope, a blue one, and tied it to the other end of the plough and ran over his fields to the sea.

'Hey, Giant Whale,' he called out, 'I'm so strong I bet I could pull you out of the sea.' Giant Whale was furious. He swam to the shore to teach Lazy Rabbit a lesson. He let Lazy Rabbit tie the other end of the blue rope around him and then he swam off as fast as he could.

Suddenly, to Giant Whale's surprise, the blue rope pulled tight and no matter how hard he swam he could not pull Lazy Rabbit into the sea.

In the forest Big Elephant was pulling on the red rope with all his might. He was amazed by how strong Lazy Rabbit was. All day and all night the whale and the elephant pulled and pulled. First the elephant pulled the red rope and the plough dug through the fields towards the forest. Then the whale pulled on the blue rope and the plough dug back through the fields towards the sea. As the whale and the elephant pulled backwards and forwards, the plough was pulled up and down the field, digging up the earth.

Finally, in the morning, Big Elephant and Giant Whale gave up. They were so embarrassed that each quietly untied his end of the rope and slunk away. They both hoped that no-one had seen them being beaten by a rabbit.

Meanwhile Lazy Rabbit went home and proudly showed his wife their fields that were all nicely dug up and ready for planting.

Explanation: This is an example of a longer text, at 482 words, but the narrative is quite straightforward: every action and feeling is explicit. In this case, the relatively challenging length is balanced by content in a conventional narrative mode.

GRADE 9

TABLE 6: GENERAL FEATURES OF GRADE 9-LEVEL TEXTS

Feature		Elaboration	Contextualisation
Length	short	Generally continuous texts of at least 250 words. Non-continuous texts are shorter. Length is highly dependent on complexity of content.	Fewer words in agglutinated or highly synthetic languages
Familiarity	Familiar	Broad context may be familiar but will introduce substantial unfamiliar elements. Draws on school-based learning and some wider world knowledge.	Context dependent
Predictability	Medium	Content is not predictable, though text format and type are broadly familiar.	
Challenge	Minimal	May include substantial competing information, figurative language, and meanings that need to be inferred by the reader.	
Text structure	Very simple	Familiar text formats and structures but may have some unconventional features. (For example, chronology of a narrative may not follow the sequence of information as presented.)	
Vocabulary	Very common	A range of words with both familiar and unfamiliar meanings. General meaning (at least) can be inferred from context. Subject-specific language may be used.	Depends on the transparency of the orthography and the language background of the learners
Sentence structure	Simple and common	In continuous texts, a variety of sentence structures and sentence lengths.	Language dependent

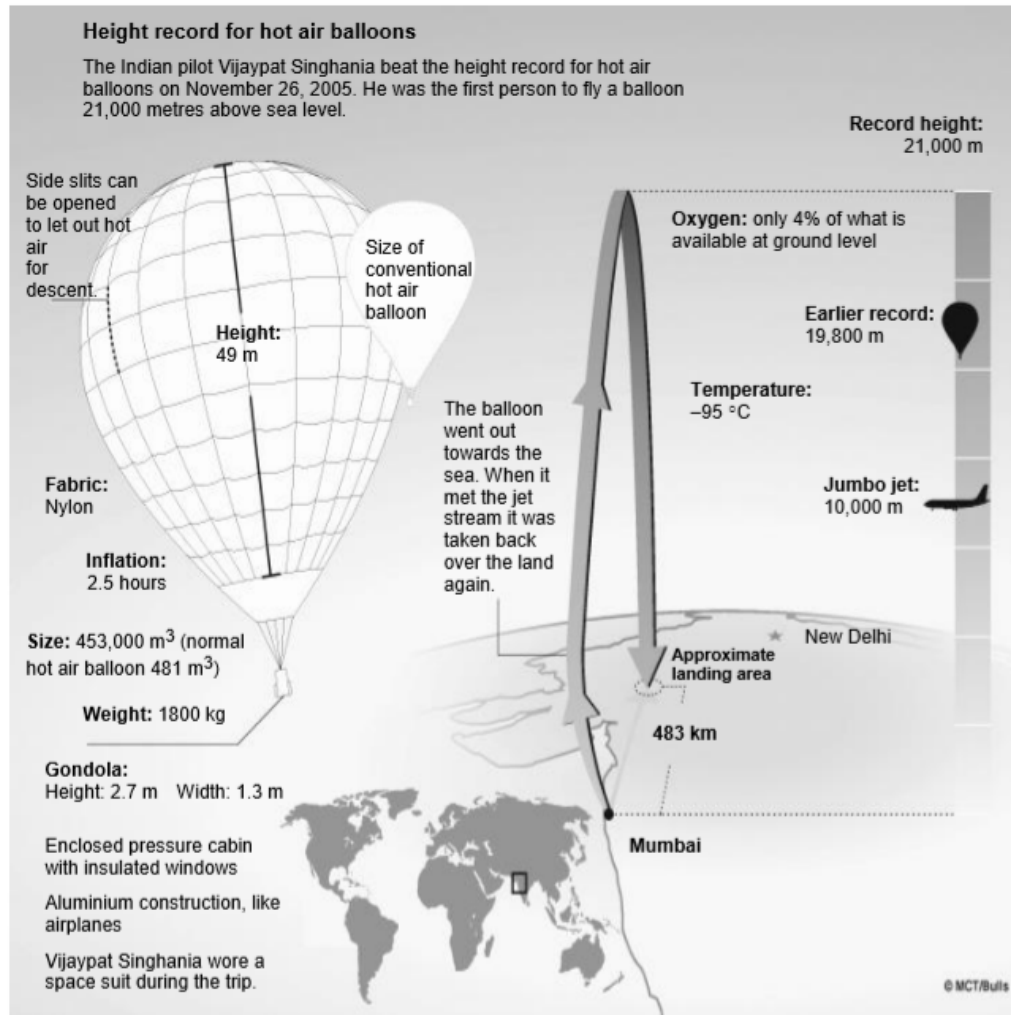
A reading assessment is intended to measure reading comprehension, which means a set of questions about a text must require learners to read the whole text. It should not be possible for learners to use general or prior knowledge to answer any questions without reading the text, or to accurately predict the answers to most questions after reading the title, or the first line. Each question may be based on a small part of the text, but as a set, the questions should require learners to read all the text.

TABLE 7: TEXT TYPES AT GRADE 9

Text type	Key elements of text type	Features at Grade 6
Stories	a problem is resolved	The focus is on characters and how they resolve a dilemma. Interactions may be among several characters. Characters are developed so that motivation and emotional responses need to be inferred. Characters may evolve in the course of the narrative.
Information (descriptions)	an event, location, lifestyle, daily habit, object, plant or animal is described	The focus is on understanding an idea or an event. Contexts have some degree of familiarity but with some unfamiliar content and some complexities. The information may be presented in continuous format (paragraphs), non-continuous format (for example, tables, lists, labelled diagrams) or mixed format. Paratextual features may be used (e.g. captions, sub-headings, a key to a map, a footnote).
Persuasive (arguments)	One or more points of view or opinions are presented	The opinions may need to be inferred by the reader. A single or contrasting points of view may be presented. The arguments may include main ideas and supporting details, and may present both facts and unsupported assertions. May use persuasive language.
Instructional (procedural)	A procedure or method of doing something is presented	The format has conventional and familiar features but may vary from highly conventional formats. It may be presented in continuous (paragraphs) or in non-continuous format (for example, numbered steps or a flow chart).

GRADE 9 EXAMPLE 1 INFORMATION (NON-CONTINUOUS TEXT – LABELLED DIAGRAMS):

BALLOON



OECD (2010), *PISA 2009 Results: What learners Know and Can Do: Student Performance in Reading, Mathematics and Science (Volume I)*, PISA, OECD Publishing, Paris, <https://doi.org/10.1787/9789264091450-en>

Explanation: This text is in a largely non-continuous format of labelled diagram. In fact it comprises a network of diagrams including sketches, a vertical scale and a map, as well as several short pieces of prose. Its complex format is likely to create some challenge for the reader. There is only a small number of words included in the text but text offers opportunities for thinking about the purpose for including elements of the text as well as plenty of material for straightforward locating of information.

GRADE 9 EXAMPLE 2 STORY: MISER

THE MISER AND HIS GOLD

A fable by Aesop

A miser sold all that he had and bought a lump of gold, which he buried in a hole in the ground by the side of an old wall. He went to look at it daily. One of his workmen observed the miser's frequent visits to the spot and decided to watch his movements. The workman soon discovered the secret of the hidden treasure, and digging down, came to the lump of gold, and stole it. The miser, on his next visit, found the hole empty and began to tear his hair and to make loud lamentations. A neighbour, seeing him overcome with grief and learning the cause, said, "Pray do not grieve so; but go and take a stone, and place it in the hole, and fancy that the gold is still lying there. It will do you quite the same service; for when the gold was there, you had it not, as you did not make the slightest use of it."

OECD (2010), *PISA 2009 Results: What learners Know and Can Do: Student Performance in Reading, Mathematics and Science (Volume I)*, PISA, OECD Publishing, Paris, <https://doi.org/10.1787/9789264091450-en>


Explanation: This is another short text in a conventional style (a fable). The rather archaic language ('Pray do not grieve so ...'), which adds a layer of challenge, would need to be preserved in translation. The story is condensed and understanding its gist requires a degree of inference.

GRADE 9 EXAMPLE 3 INFORMATION (MIXED CONTINUOUS AND NON-CONTINUOUS): THE FIRST CAR

A hundred and fifty years ago motor cars did not exist, and - if they did not walk - people usually travelled in carts or wagons pulled by animals such as horses, oxen or donkeys.

However, engineers and business people had started to think about building machines that used their own power source, such as oil or steam or electricity. It's almost impossible to say who actually invented the car, since many inventors contributed their knowledge and ideas over many years, but the first vehicle that we recognise as a car was built in Germany in 1885 by Karl Benz.

It looked like a small horse-drawn carriage but was powered by petrol. It travelled at what then seemed the tremendous speed of 16 kilometres per hour and was powered by a 0.75-hp one-cylinder four stroke engine (about enough to pump water from a well to supply a few households).



It had three wire wheels, rather like those of a bicycle, not wooden ones used in carriages. Benz's wife, Bertha Benz, was the first to drive it over a long distance, when she went on a 100 kilometre trip, with her two sons, to visit her mother. This pioneering trip demonstrated the value of the new vehicle for everyday travel by ordinary people.

The car has of course changed out of all recognition since that time, and become a normal mode of transport around the world.

Some significant cars in history

Years of production	Name	Number Sold (approximately)	Maximum speed in first year of production	Cost in first year of production
1886-1889	Karl Benz's horseless carriage	25	16 kilometres per hour	\$1000 58,000 AFN
1908-1927	Model T Ford	17 million	72 kilometres per hour	\$825 48,000 AFN
1938-2003	Volkswagen Beetle	22 million	100 kilometres per hour	\$133 8,000 AFN
1966-present	Toyota Corolla	40 million	154 kilometres per hour	\$1,830 106,000 AFN
2005-present	Bugati-Veyron	400	409 kilometres per hour	\$1m 58m AFN

Explanation: This is a mixed text, combining continuous and non-continuous elements (prose and a table). The units of measurement in the prose passage and the table, and the currency in the table, should be adapted to local metrics. Apart from those features, the text should be usable as it stands. The phenomenon of cars is widely familiar, but the information about the way cars have evolved is likely to be new to most learners. Some understanding of the wider world (the notion of power, the development of mass industry, the concepts of cost and monetary inflation) will support understanding of the text, especially the table. Some elements of word choice may be moderately challenging.

GRADE 9 EXAMPLE 4 PERSUASIVE: CLEVER OR HARDWORKING?

IS IT BETTER TO BE CLEVER OR HARDWORKING?

Two people give their responses to this question.

It is obviously better to be hardworking than it is to be clever and only 'smart people' think otherwise.

We all know gifted learners who believe that their cleverness is enough to ensure their success, but if you're clever and lazy you are unlikely to succeed. It takes effort to turn any brilliant idea into something real. It is more rewarding to struggle, perhaps to fail, to keep struggling and finally to succeed, than always to succeed without effort. You learn more that way, and you value your work.

I would rather be hardworking than clever, because clever people are under constant pressure to perform. I prefer to impress my parents and others with persistence than disappoint them despite my supposed brilliance.

FOUAD

I prefer to be clever rather than hardworking. Clever people can think of great ideas which contribute more to our society than hard work alone. This makes clever people much more exciting.

Many people feel they are entitled to a reward as long as they devote long hours to doing something, but clever people can be economical in their efforts, so they get more for less: a little bit of efficient thinking can save a lot of wasted hours.

I pity conscientious people. They always need their efforts to be noticed and confuse appearing busy with achievement.

Clever people know when their ideas are worthy and by virtue of being clever, ideas come to them easily. Clever people are also often able to identify problems caused by others, which is the first step towards solving them.

My parents tell me that being clever is my greatest strength. Sometimes that involves hard work and sometimes it doesn't. That's the clever way to do things.

Alba

Explanation: The attitudes of learners to studying or to life ambition in general is a topic that is likely to have personal meaning for learners at this stage of their education. The two texts put opposing opinions on the topic – which is explicitly labelled in the title of the unit. Both arguments are laced with opinions, so discriminating between fact and opinion is an important part of making sense of these texts.

APPENDIX B – ITEM EXAMPLES


GRADE 2 ITEM EXAMPLES

Van items

	Partially meets	Meets	Exceeds
BI Retrieve information			

I.1 Identify information in a grade-level text by direct word matching	Retrieve a single piece of prominent, explicit information from a grade 2-level continuous text by direct or close word matching (e.g., differences in verb tenses) when the information required is adjacent to the matched word and there is no competing information.	Retrieve a single piece of explicit information from a grade 2-level continuous text by direct or close word matching (e.g., differences in verb tenses) when the information required is adjacent to the matched word and there is no competing information	Retrieve a single piece of explicit information from a grade 2-level continuous text by direct or close word matching when there is limited competing information
Van items	Where is Van? Who is at school?	What does Van draw?	What colour are the flowers?
Explanation of alignment of items with each level	Prominent as it appears in the first sentence	No competing information and information is adjacent and not prominent	There is competing information as two colours are mentioned and the information is not prominent.

Pippi items

	Partially meets	Meets	Exceeds
BI Retrieve information			
I.1 Identify information in a grade-level text by direct word matching	Retrieve a single piece of prominent, explicit information from a grade 2-level continuous text by direct or close word matching (e.g., differences in verb tenses) when the information required is adjacent to the matched word and there is no competing information.	Retrieve a single piece of explicit information from a grade 2-level continuous text by direct or close word matching (e.g., differences in verb tenses) when the information required is adjacent to the matched word and there is no competing information	Retrieve a single piece of explicit information from a grade 2-level continuous text by direct or close word matching when there is limited competing information
Pippi items	What is this? 	What lives in the shell? Answer: an animal / pippi	How can you see the pippi? Answer: if you open the shell / inside the shell
Explanation of alignment of items with each level	Prominent as it appears in the first sentence	No competing information; Information is adjacent and not prominent	There is competing information shut and open are mentioned and the information is not prominent

GRADE 3 ITEM EXAMPLES

Mango examples

	Partially meets	Meets	Exceeds
BI Retrieve information			
I.1 Identify information in a grade-level text by direct word matching	Retrieve a single piece of prominent, explicit information from a grade 3-level continuous text by direct or close word matching (e.g., differences in verb tenses) when the information required is adjacent to the matched word and there is no competing information	Retrieve a single piece of explicit information from a grade 3-level continuous text by direct or close word matching (e.g., differences in verb tenses) when the information required is adjacent to the matched word and there is limited competing information	Retrieve multiple pieces of explicit information from a grade 3-level continuous text by direct or close word matching (e.g., differences in verb tenses) when the information required is adjacent to the matched word and there is limited competing information
Abdul questions	Where was Abdul walking? Who was walking home?	What was the day like?	How was Abdul feeling at the beginning? Copy 2 words.
Explanation of alignment of items with each level	Prominent as it appears in the first sentence	The competing information is that it was a hot day, but cool under the tree	the competing information is that his feelings changed throughout the text
BI.3: Identify information in a grade-level text by synonymous matching		Retrieve a single piece of prominent, explicit information from a grade 3-level continuous text by synonymous word matching when there is no competing information	Retrieve a single piece of explicit information from a grade 3-level text by synonymous word matching when the information required is not prominent and there is limited competing information
		Where was Abdul going? What did Abdul eat?	How did Abdul feel after eating?
			the competing information is that his feelings changed throughout the text
B2.2: Make inferences in a grade-level text read by the learner	Make simple inferences in a grade 3-level text by relating two pieces of explicit information from across consecutive sentences when there is no competing information	Make simple inferences in a grade 3-level text by relating two pieces of explicit information from across consecutive sentences when there is limited competing information	Make simple inferences in a grade 3-level text by relating two pieces of explicit information from across one or more paragraphs when there is more distance or more competing information
Mango items	Who was tired and hungry?	Where did Abdul fall asleep?' or 'Where was it nice and cool?'	

Explanation of alignment of items with each level		the competing information comes from the fact that two locations are mentioned - home and under the tree	
B2.3: Identify the main and secondary ideas in a grade-level text read by the learner		Identify the general topic in a grade 3-level text when it is prominent but not explicitly stated	Identify the general topic in a grade 3-level text when it is less prominent and not explicitly stated